


OXFORD

1

# LET'S GO

5th Edition

STUDENT BOOK



Ritsuko Nakata  
Karen Frazier  
Barbara Hoskins  
Carolyn Graham



 **Class Audio**

Find the audio tracks on Online Play:  
[www.oup.com/elt/letsgo](http://www.oup.com/elt/letsgo)

**STUDENT BOOK**

**1**  
**LET'S GO**  
5th Edition



**Ritsuko Nakata**

**Karen Frazier**

**Barbara Hoskins**

SONGS AND CHANTS BY  
**Carolyn Graham**

**OXFORD**  
UNIVERSITY PRESS

**OXFORD**

UNIVERSITY PRESS

198 Madison Avenue  
New York, NY 10016 USA

Great Clarendon Street, Oxford, OX2 6DP, United Kingdom

Oxford University Press is a department of the University of Oxford.  
It furthers the University's objective of excellence in research, scholarship,  
and education by publishing worldwide. Oxford is a registered trade  
mark of Oxford University Press in the UK and in certain other countries

© Oxford University Press 2018

The moral rights of the author have been asserted

First published in 2018

2022 2021 2020 2019 2018

10 9 8 7 6 5 4 3 2 1

**No unauthorized photocopying**

All rights reserved. No part of this publication may be reproduced, stored  
in a retrieval system, or transmitted, in any form or by any means, without  
the prior permission in writing of Oxford University Press, or as expressly  
permitted by law, by licence or under terms agreed with the appropriate  
reprographics rights organization. Enquiries concerning reproduction outside  
the scope of the above should be sent to the ELT Rights Department, Oxford  
University Press, at the address above

You must not circulate this work in any other form and you must impose  
this same condition on any acquirer

Links to third party websites are provided by Oxford in good faith and for  
information only. Oxford disclaims any responsibility for the materials  
contained in any third party website referenced in this work

ISBN: 9780194049245 (STUDENT BOOK)

Printed in China

This book is printed on paper from certified and well-managed sources

**ACKNOWLEDGMENTS**

*Cover illustration:* Daniel Griffo

*Back cover photograph:* Oxford University Press building/David Fisher

*Illustrations by:* Bernard Adnet: 28, 29, 53(t), 64, 65; Laura Arias: 67(t); Fian Arroyo: 3, 8(t), 9, 13(b), 17(b), 20(7 & 8), 21, 26(t), 27(b), 38(1B, 2C), 39, 41(b), 52(t), 53(b), 67(b); Ron Berg: 62(t), 63(t); Hector Borlasca: 36, 37; Mircea Catusanu: 2, 42(t), 56(1); Elizabeth Dulemba: 18, 19; Laura Freeman: 33, 38(3, 4 & b), 43(b), 63(b), 71(b); Ken Gamage: 24(t), 25, 38(1A, 1C, 2A, 2B), 48(b), 49(t); Michael Gardner: 16(b), 31(b), 49(b), 59(b); Michael Garland: 10, 11, 54, 55; Daniel Griffo: 8(b), 22, 40, 41(t), 42(b), 50(b), 58, 62(b), 70(b), and cats on pages 2, 4, 6, 8, 10, 12, 14, 16, 18, 22, 24, 26, 28, 30, 32, 34, 36, 40, 42, 44, 46, 48, 50, 52, 54, 58, 60, 62, 64, 66, 68, 70 and 72; Richard Hoyt: 69; Colleen Madden: 46, 47; Stevie Mahardhika: 43(t), 50(t), 51, 56, 71(t); Katie McDee: 17(t), 27(t), 57, 74, 75; Kathryn Mitter: 5(b), 23(b), 31, 35, 45(b), 49(b), 59; Maryn Roos: 4, 5(t), 6(b), 12, 13(t), 14(b), 16, 23(t), 24(b), 26(b), 30, 32, 34, 44(b), 48(t), 52(b), 60(b), 66, 68(b); Janet Skiles: 68(t), 70(t); Sam Ward: 6(t), 7, 14(t), 15, 20(1, 2, 4 & 6), 44(t), 45(t), 60(t), 61; Necdet Yilmaz: 72, 73.

# Table of Contents

Let's Remember .....	2
Unit 1 Things for School .....	4
Unit 2 Colors and Shapes .....	12
<b>Let's Review Units 1 and 2</b> .....	20
Unit 3 At the Store .....	22
Unit 4 People at Home .....	30
<b>Let's Review Units 3 and 4</b> .....	38
Unit 5 Happy Birthday! .....	40
Unit 6 Outdoors .....	48
<b>Let's Review Units 5 and 6</b> .....	56
Unit 7 Food .....	58
Unit 8 Animals .....	66
<b>Let's Review Units 7 and 8</b> .....	74
Syllabus .....	76
Word List .....	78



Kate



Andy



Jenny



Scott



Ginger



Sam



Let's Talk



Let's Learn



Let's Learn More



Let's Read

**Phonics**

Phonics



Let's Review

# Let's Remember

**A** Listen, point, and sing.  1.02 



**Aa**



**Bb**



**Cc**



**Dd**



**Ee**



**Ff**



**Gg**



**Hh**



**Ii**



**Jj**



**Kk**



**Ll**



**Mm**



**Nn**



**Oo**



**Pp**



**Qq**



**Rr**



**Ss**



**Tt**



**Uu**



**Vv**



**Ww**



**Xx**



**Yy**



**Zz**

**B** Let's count.  1.03



one



two




three



four



five

**6**

six

**7**


seven

**8**

eight


**9**

nine

**10**

ten

**C** Ask and answer.  1.04




Unit  
**1**

# Things for School

## Let's Talk



**A** Listen and say. 1.05





What's your name?  
My name is **Kate**.

What is = What's  
I am = I'm

**B** Watch the video.




**C** Listen, point, and sing.  1.07 



**D** Say and act. Ask a partner.

My name is \_\_\_\_\_.  
What's your name?

My name is \_\_\_\_\_.



I can do this lesson.

# Let's Learn



## A Learn the words. 1.08



1. a pencil



2. a pen



3. a bag



4. a book



5. a desk



6. a chair




7. a ruler



8. an eraser

## B Ask and answer. 1.09




What's this?

It's a pencil.

It's an eraser.

It is = It's

**C** Ask your partner.  1.11



What's this?  
It's a desk.

**D** Watch, point, and chant.    1.13 

**What's This? It's a Book.**

What's this?  
It's a book.  
What's this?  
What's this?  
It's a bag.  
What's this?



What's this?  
It's a book.  
What's this?  
It's a bag.  
What's this?  
It's a book bag.



I can do this lesson.

# Let's Learn More



## A Learn the words. 1.14



1. a map



2. a marker



3. a globe



4. a table



5. a board



6. a wastebasket




7. a poster



8. a crayon

## B Make sentences. 1.15



1.16

This is a map.

**C** Play a game. Ask your partner.  1.17

Is this **a poster**?

Yes, it is.


No, it isn't. It's **a pen**.




**D** Listen and do.  1.18



1. Take out your book.



2. Open your book.



3. Close your book.



4. Put away your book.



I can do this lesson.



## Phonics

A B C D E F G H I J K L M N O P Q R S T U V W X Y Z  
a b c d e f g h i j k l m n o p q r s t u v w x y z

**A** Listen, point, and say.  1.19

**Bb**



bird



ball



boy

**Pp**



peach



pencil





pink

**B** Listen, point, and chant.  1.20 


### The B P Phonics Chant

B b ball B b boy  
P p pencil P p peach  
P p pencil B b ball  
Pencil ball peach YES!




**C** Listen and read along.  1.21


## At the Park



What's this?



It's a ball.



Is this a ball?



No, it isn't.  
It's a peach.



I can do this lesson.

# Unit 2

## Colors and Shapes

### Let's Talk



**A** Listen and say.  1.22

Hi, Andy. How are you?



I'm fine. How are you?

I'm fine. Thank you.

 1.23

How are you?

I'm **fine**. Thank you.

**B** Watch the video.  




**C** Listen and sing.  1.24 



## Hi, How Are You?

Hi, how are you?  
I'm fine.  
Hi, how are you?  
I'm fine.  
Hi, how are you?  
I'm fine. How are you?  
I'm fine, I'm fine, I'm fine.



fine



great

**D** Say and act. Greet your friend.



Hi, \_\_\_\_\_. How are you?

I'm \_\_\_\_\_. How are you?

I'm \_\_\_\_\_. Thank you.



I can do this lesson.

# Let's Learn



## A Learn the words. 1.25



1. yellow



2. blue



3. red



4. green



5. purple



6. orange



7. brown



8. pink



9. black



10. white

## B Ask and answer. 1.26



1.27

What color is this?

It's **orange**.

**C** Make sentences.  1.28

1.



2.



3.



4.



5.



6.




This is a pencil.  
It's yellow and pink.

**D** Watch, point, and sing.    1.30 

## The Black Cat Song

Green grass, blue sky,  
Black cat, yellow eyes.  
Red birds, blue sky,  
Black cat, yellow eyes.

White clouds, blue sky,  
Black cat, yellow eyes.  
Black cat, blue sky,  
Yellow, yellow eyes.



I can do this lesson.

# Let's Learn More



## A Learn the words. 1.31



1. a triangle



2. a square



3. a circle



4. a star



5. a diamond



6. a heart



7. an oval



8. a rectangle


## B Make sentences. 1.32




This is a star. It's blue.  
It's a blue star.

**C** Play a game. Ask your partner.  1.34


Is this a red square?  
Yes, it is.    No, it isn't.




**D** Listen and do.  1.35




1. Pick up your pencil.



2. Draw a triangle.



3. Pick up a red marker.



4. Draw a picture.

 I can do this lesson.



## Phonics

A B C D E F G H I J K L M N O P Q R S T U V W X Y Z  
a b c d e f g h i j k l m n o p q r s t u v w x y z

**A** Listen, point, and say.  1.36


# Cc



cat



coat




cow

# Gg



girl



gate




goat

**B** Listen, point, and chant.  1.37 

### The C G Phonics Chant

C c	cat	G g	gate
C c	cow	G g	girl
C c	coat	G g	goat
Coat	goat	girl	WOW!




## Good Friends!



Come on, black cat.



Open the gate, brown cow.  
Thank you.



Close the gate. Good goat!



This is a coat. It's pink.



I can do this lesson.

# Let's Review



## A Listen and check. 1.39

1.



A



B



C

2.



A



B



C

3.



A



B



C

4.



A



B



C

5.



A



B



C

6.



A



B




C

7.



A



B

8.



A



B



**B** Play a game.

Is this an orange bag?

Yes, it is.



**I can talk about Unit 1.**

1. What's your name?
2. What's this?



**I can talk about Unit 2.**

1. How are you?
2. Is this a green heart?



# Unit 3

## At the Store

### Let's Talk



#### A Listen and say. 1.40

Hi, Scott. This is my friend, Sarah.

Hello, Sarah.

Hi, Scott.





Let's play!



This is my friend, Sarah.  
Hello, Sarah.

#### B Watch the video.

**C** Listen, point, and sing.  1.42 

## This Is My Friend

This is my friend, Sarah.

Hello, Sarah!

This is my friend, Sarah.

Hello, Sarah!

This is my friend, Scott.

Hi, Scott!

This is my friend, Scott.

Hi, Scott!

This is my friend, Sarah.

This is my friend, Scott.

Let's play!



**D** Say and act. Introduce your friend.

Hi, \_\_\_\_\_. This is  
my friend, \_\_\_\_\_.

Hello, \_\_\_\_\_.



I can do this lesson.

# Let's Learn



## A Learn the words. 1.43



1. a crayon



2. a marker



3. a notebook



4. a pencil case



5. crayons



6. markers




7. notebooks



8. pencil cases

## B Ask and answer. 1.44





1.45

How many crayons?

One crayon. Three crayons.

**C** Ask your partner.  1.46




How many **books**?  
One book.

How many **stars**?  
Three stars.

**D** Watch, write, and sing.    1.48 



## How Many?



Crayons, markers, pencil case, pencil case.

Crayons, markers, pencil case, pencil case.

2 crayons, \_\_\_ markers, \_\_\_ purple pencil case.

How many crayons? \_\_\_ crayons.

How many markers? \_\_\_ markers.

How many purple pencil cases? \_\_\_ purple pencil case.



I can do this lesson.


# Let's Learn More



## A Learn the words. 1.49



1. a CD



2. a video game



3. a cell phone



4. a computer



5. CDs



6. video games




7. cell phones



8. computers

## B Ask and answer. 1.50




What's this?

It's a cell phone.

What are these?

They're CDs.

They are = They're

**C** Play a game. Ask your partner.  1.52

What's this? It's a <b>CD</b> .	What are these? They're <b>pencil cases</b> .
------------------------------------	--




**Start** 

**End** 

**D** Listen and do.  1.53




1. Point to the computer.



2. Find the video games.



3. Count the video games.



4. Count the books.



I can do this lesson.



## Phonics

A B C **D** E F G H I J K L M N O P Q R S **T** U V W X Y Z  
a b c **d** e f g h i j k l m n o p q r s **t** u v w x y z

**A** Listen, point, and say.  1.54

**Dd**



desk



duck



door

**Tt**



tiger

**2**

two



toys

**B** Listen, point, and chant.  1.55 

### The D T Phonics Chant

**D d** duck      **D d** door


**T t** tiger      **T t** two

**D d** duck      **D d** door


Ducks and tigers at the door!





**C** Listen and read along.  1.56

## Ducks and Tigers



Hello, duck.  
Hello, tiger. Open the door!



Wow! How many toys?  
Ten toys.



Two ducks!  
Two tigers!



Wow! Look at the desks!



I can do this lesson.

# Unit 4

## People at Home

### Let's Talk




#### A Listen and say. 1.57

Hi, Mom! This is my friend, Scott.

It's nice to meet you, Scott.

It's nice to meet you, too.





 1.58

It's nice to meet you.

It's nice to meet you, too.

#### B Watch the video.

**C** Listen, point, and sing.  1.59 

## The Family Song

This is my mother.


Nice to meet you.

Nice to meet you, too.

This is my father.

Nice to meet you.

Nice to meet you, too.



This is my sister.

Nice to meet you.

Nice to meet you, too.

This is my brother.


Nice to meet you.

Nice to meet you, too.




**D** Say and act. Introduce your family.

This is my \_\_\_\_\_.



It's nice to meet you.

It's nice to meet you, too.



I can do this lesson.


# Let's Learn



## A Learn the words. 1.60



1. grandmother



2. grandfather



3. mother



4. father



5. sister



6. brother



7. baby sister



8. baby brother

## B Ask and answer 1.61



Who's she? She's my **grandmother**.  
Who's he? He's my **grandfather**.

Who is = Who's  
She is = She's  
He is = He's

**C** Ask your partner.  1.63



**D** Watch, point, and chant.    1.64 

## Who's She?

Who's she?

She's Marie.

Who's he?

He's my brother, Lee.

Who's he?

He's my brother, Lou.

Who's she?


She's my sister, Sue.

Who's she?

She's my good friend, Mary.

Who's he?

He's my good friend, Harry.



I can do this lesson.

# Let's Learn More



## A Learn the words. 1.65



1. tall

2. short



3. young

4. old



5. pretty

6. handsome

## B Make sentences. 1.66



1.67

She's my mother. She's pretty.

**C** Listen, circle, and sing.  1.68 

## Is He Short? Is He Tall?

Is he short?            Yes    No  
 Is he tall?            Yes    No  
 Is he young?        Yes    No  
 Is he old?            Yes    No




Is he your    ?

Is she tall?            Yes    No  
 Is she short?        Yes    No  
 Is she old?            Yes    No  
 Is she young?        Yes    No



Is she your    ?


**D** Listen and do.  1.69




1. Say the alphabet.



2. Count to ten.



3. Read a book.



4. Write the word.



I can do this lesson.



## Phonics

A B C D E F G H I J K L M N O P Q R S T U V W X Y Z  
a b c d e f g h i j k l m n o p q r s t u v w x y z

**A** Listen, point, and say.  1.70

**Aa**



apple



cat



cap



bag

**B** Put the sounds together.  1.71

c a t

c a p

b a g

**C** Listen, point, and chant.  1.72 

### The A Phonics Chant

A a apple

A a cat

A a tap

A a pat

Cat apple


apple cat

Tap an apple.


Pat a cat.






**D** Listen and read along.  1.73


## Let's Go to the Park




Is this your cat?  
Yes, it is.



This is my bag.  
This is my cap.



Look at the apples!



Who's he?  
He's my brother!



I can do this lesson.

# Let's Review



## A Listen and check. 1.74

1.



A



B



C

2.



A



B



C

3.

A, B, C ...



A



B



C

4.

1, 2, 3 ...



A



B

1, 2, 3 ...



C

## B Listen and number. 1.75



**C** Play a game. Ask your partner.



**I can talk about Unit 3.**

1. Say and act.

This is my friend, **Jenny**.

Hello, **Jenny**.

2. What are these?



**I can talk about Unit 4.**

1. Say and act.

It's nice to meet you, **Andy**.

It's nice to meet you, too.

2. Is he young?



# Unit 5

# Happy Birthday!

## Let's Talk



### A Listen and say. 2.02

Happy birthday, Jenny!



How old are you?

I'm seven years old.

This is for you.

Thank you!



 2.03

How old are you?

I'm **seven** years old.

### B Watch the video.

**C** Listen and sing.  2.04 

## The Happy Birthday Song

It's my birthday today.

It's your birthday today.

It's my birthday today.

Happy birthday, Jenny!


One, two, three, four, five,  
six, seven years old!

Now I'm seven years old.

Now you're seven years old.

Now I'm seven years old.


Happy birthday, Jenny!



**D** Say and act. Ask your friends.

How old are you?

I'm \_\_\_\_\_ years old.



I can do this lesson.

# Let's Learn



## A Learn the words. 2.05



1. a yo-yo



2. a baseball




3. a kite



4. a doll



5. a car



6. a robot



7. a bicycle



8. a jump rope




9. a puzzle



10. a bat

## B Ask and answer. 2.06



2.07

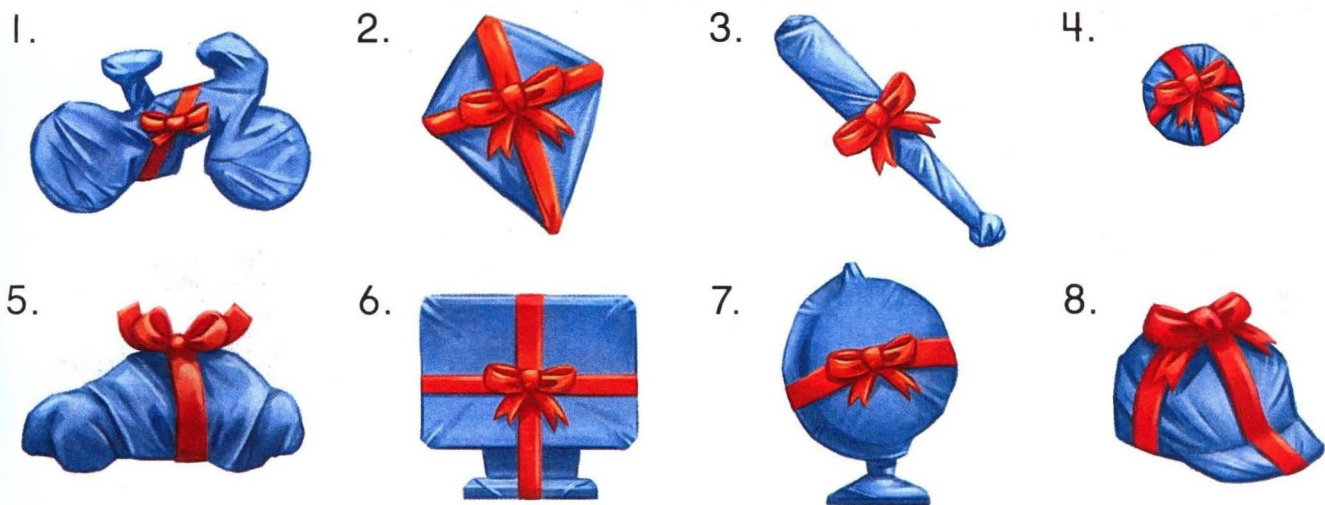
What is it?

I don't know.


It's a yo-yo.

do not = don't

**C** Guess. What is it?



**D** Watch, point, and chant.    2.08 



**The Yo-Yo Chant**

What is it?

It's a yo-yo.

It's a little yellow yo-yo.

What is it?

It's a yo-yo.

It's a little yellow yo-yo.

Is this a yo-yo?

No, no.

Is this a yo-yo?

No, no.

Is this a yo-yo?

Yes, it is.

It's a little yellow yo-yo.




I can do this lesson.

# Let's Learn More



## A Learn the words. 2.09




1. big



2. little



3. new




4. old




5. long



6. short




7. round



8. square

## B Make sentences. 2.10



It's little.  
It's a little box.



**C** Listen, point, and chant.  2.12 

## Is It a Big Box?

Is it a big box?

Yes, it is.

It's big.

It's big.

Is it a square box?

Yes, it is.

It's square.

It's square.

Is it a little box?

No, it isn't.

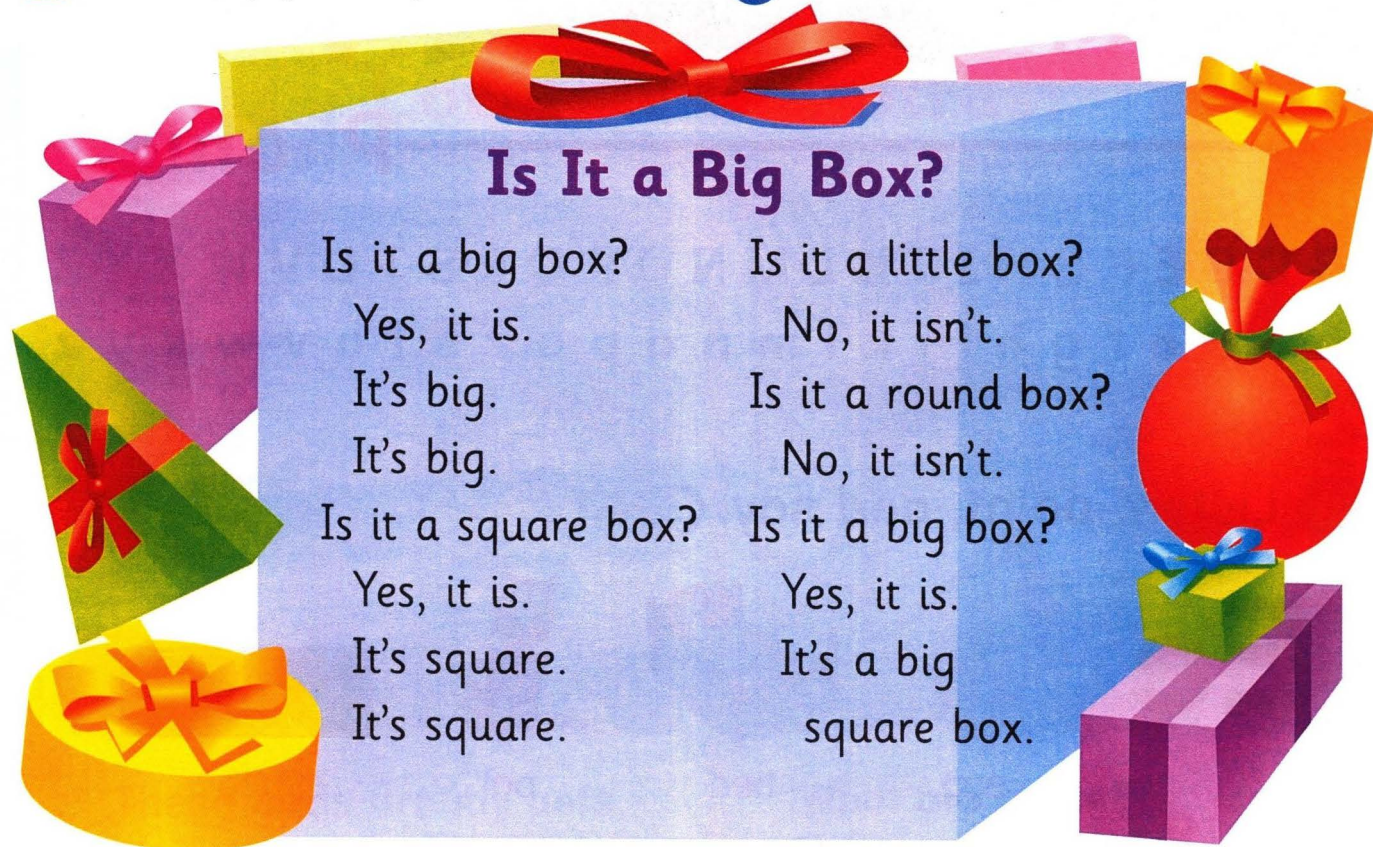
Is it a round box?

No, it isn't.


Is it a big box?

Yes, it is.

It's a big square box.



**D** Listen and do.  2.13



1. ride a bicycle



2. jump rope



3. throw a ball



4. catch a ball



I can do this lesson.



## Phonics

A B C D **E** F G H I J K L M N O P Q R S T U V W X Y Z  
a b c d **e** f g h i j k l m n o p q r s t u v w x y z

**A** Listen, point, and say.  2.14

# Ee



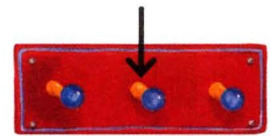
egg



bed



pet



peg

**B** Put the sounds together.  2.15

b e d

p e t

p e g

**C** Listen, point, and chant.  2.16 

### The E Phonics Chant

E e bed E e egg

E e pet E e peg

Bed egg pet bed

A pet and an egg on the bed!




**D** Listen and read along.  2.17

## Look at the Birds!




These birds are my pets.  
They're pretty.



What are these?  
They're pegs.



What's this?  
It's a bird bed.



Look! Three little eggs.  
Wow!





I can do this lesson.

# Unit 6

## Outdoors Let's Talk



**A** Listen and say. 2.18



1. sunny



2. rainy



3. windy



4. cloudy





5. snowy

2.19

How's the weather?  
It's **sunny**.

How is = How's

**B** Watch the video.

**C** Listen, point, and sing.  2.20 

## How's the Weather?

How's the weather?

It's sunny.

How's the weather?

It's sunny.


How's the weather?

It's sunny. It's sunny today.

**D** Say and act. Talk about the weather.

How's the weather?

It's \_\_\_\_\_!



I can do this lesson.

# Let's Learn



## A Learn the words. 2.21



1. a flower



2. a tree




3. a cloud



4. a puddle



5. flowers



6. trees



7. clouds



8. puddles

## B Ask and answer. 2.22

2

3

How many flowers are there?

1

There's one flower.

4

5

How many trees are there?

6

There are four trees.



2.23

How many **flowers** are there?  
There's **one flower**.

How many **trees** are there?  
There are **four trees**.

There is = There's

**C** Count. Then make sentences.  2.24

There is **one** puddle.  
There are **two** clouds.



1



\_\_\_\_\_



\_\_\_\_\_




\_\_\_\_\_



\_\_\_\_\_



\_\_\_\_\_



\_\_\_\_\_



\_\_\_\_\_



I can do this lesson.

# Let's Learn More




## A Learn the words. 2.25



1. in



2. on




3. under




4. by

## B Ask and answer. 2.26



Where's the bat?

It's on the table.



Where are the balls?

They're under the table.



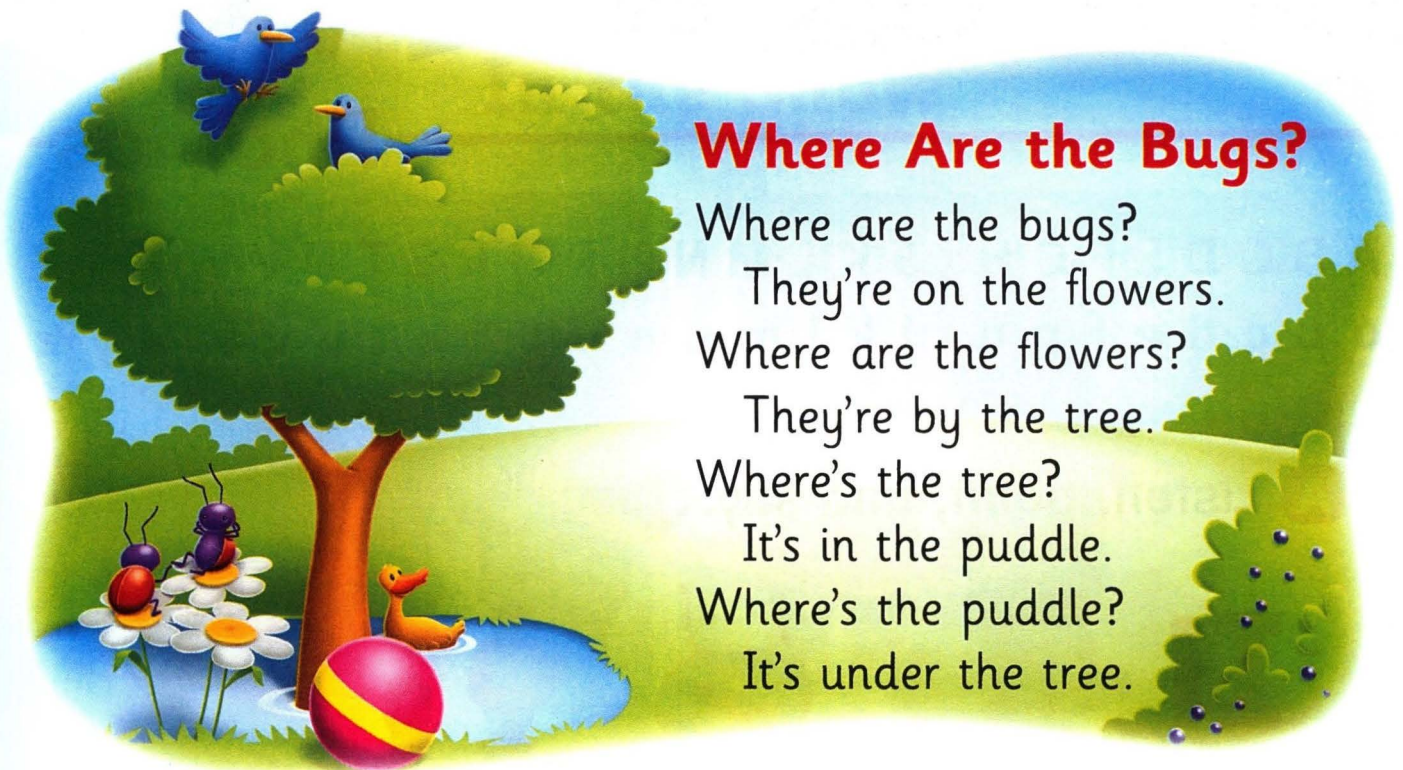
Where's the **bat**?  
It's **on** the **table**.

Where are the **balls**?  
They're **under** the **table**.

Where is = Where's




**C** Watch, point, and sing.    2.28 




## Where Are the Bugs?

Where are the bugs?  
They're on the flowers.  
Where are the flowers?  
They're by the tree.  
Where's the tree?  
It's in the puddle.  
Where's the puddle?  
It's under the tree.


**D** Listen and do.  2.29



1. Put the baseball on the table.



2. Put the bat by the baseball.



3. Put the baseball in the bag.



4. Put the bag under the tree.



I can do this lesson.



## Phonics

A B C D E F G H **I** J K L M N O P Q R S T U V W X Y Z  
a b c d e f g h **i** j k l m n o p q r s t u v w x y z

**A** Listen, point, and say.  2.30

# Ii



igloo



bib



big



pit

**B** Put the sounds together.  2.31

b i b

b i g

p i t

**C** Listen, point, and chant.  2.32 

### The I Phonics Chant


I i igloo I i dig

I i igloo I i big

Dig big big dig

Dig a big pit by the igloo!



**D** Listen and read along.  2.33

## In the Snow



It's snowy.  
Let's make an igloo.



These are big squares.  
This is a big pit.



This is the baby.  
This is a bib.



Let's play!



I can do this lesson.

# Let's Review



## A Listen and check. 2.34

1.



A



B



C

2.



A



B



C

3.



A



B



C

4.



A



B



C

5.



A



B



C

6.



A




B



C

7.



A



B



C

8.



A



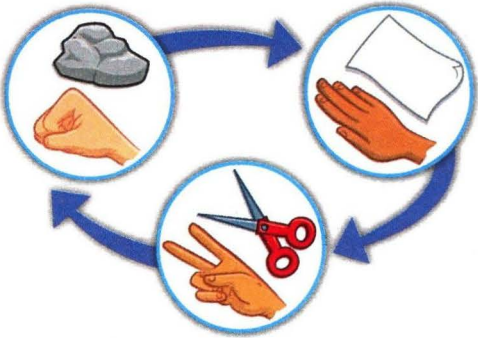
B





C

**B** Play a game. Make sentences.


Is it a **big robot**?  
 Where's the **jump rope**?  
 How many **flowers** are there?  
 How's the weather? It's **sunny**.



I can talk about Unit 5.

1. What is it? 
2. Is it a big robot? 

I can talk about Unit 6.


1. How's the weather today?
2. Where's the bat? 

# Unit 7

## Food Let's Talk





### A Listen and say. 2.35



Here you are.  
Thank you.  
You're welcome.

You are = You're



### B Watch the video.

**C** Listen, point, and sing.  2.37 

## I Want an Apple

Apples, apples!  
Where are the apples?  
I'm hungry.  
I want an apple.  
Apples, apples!  
Where are the apples?  
Here you are.

Thank you.  
Thank you very much.  
You're welcome.  
Thank you very much.  
You're welcome.  
Thank you, thank you.  
Thank you very much.  
Thank you very much!  
You're welcome!



**D** Say and act. Hungry or thirsty?



I can do this lesson.

# Let's Learn



## A Learn the words. 2.38



1. a banana




2. a soda



3. a milkshake



4. a cookie



5. a sandwich



6. a salad



7. an egg




8. an orange

## B Ask and answer. 2.39

What do you want?

I want a banana.

I want an orange.



What do you want?

I want a **banana**.

I want an **orange**.



**C** Ask your partner.  2.41

1		sandwich		soda
2		egg		salad
3		banana		orange
4		cookie		milkshake



What do you want?

I want a sandwich and a soda.

**D** Watch, circle, and sing.    2.43 

### What Do You Want?

What do you want?

I want    .

What do you want?

I want    .

What do you want?

I want    .

What do you want?

I want    .



I can do this lesson.

# Let's Learn More



## A Learn the words. 2.44



1. chicken



2. fish



3. pizza



4. bread



5. rice



6. milk



7. cake



8. ice cream

## B Make sentences. 2.45

I want chicken. I don't want fish.

I want fish. I don't want chicken.



2.46

I want **chicken**.  
I don't want **fish**.

do not = don't

**C** Ask and answer. Check (✓).  2.47

Do you want _____ ?						
						
Yes, I do.						
No, I don't.						




Do you want **pizza**?

Yes, I do.

No, I don't. I want **rice**.


**D** Listen and do.  2.49



1. wash my hands



2. eat pizza



3. drink milk



4. brush my teeth



I can do this lesson.



## Phonics

A B C D E F G H I J K L M N O P Q R S T U V W X Y Z  
a b c d e f g h i j k l m n o p q r s t u v w x y z

**A** Listen, point, and say.  2.50

O o



octopus



dot



pot



top

**B** Put the sounds together.  2.51

d o t

p o t

t o p

**C** Listen, point, and chant.  2.52 

### The O Phonics Chant

O o octopus O o pot

O o octopus O o top

Pot top dot pot

Octopus on top of the pot!




**D** Listen and read along.  2.53

## On the Beach



Where is the pot?  
I want the pot.



Where is the top?  
I want the top.



What is it?  
It's a dot.  
Look at the dots.



This is my octopus!



I can do this lesson.

# Unit 8

## Animals Let's Talk



**A** Listen and say.  2.54



What's your favorite color?



Red. What about you?

I like blue.

What's your favorite **color**?  
**Red**. What about you?  
I like **blue**.

 2.55

**B** Watch the video.  

**C** Listen, point, and sing.  2.56 

## What's Your Favorite Color?

What's your favorite color, Ted?

My favorite color is red.

What's your favorite color, Jean?

My favorite color is green.

What's your favorite color, Jack?

My favorite color is black.

What's your favorite color, Sue?

My favorite color is blue.



**D** Say and act. Ask your friends.



I can do this lesson.

# Let's Learn



## A Learn the words. 2.57



1. a cat



2. a dog



3. a bird



4. a rabbit



5. a frog



6. cats



7. dogs



8. birds



9. rabbits



10. frogs

## B Make sentences. 2.58








2.59

There's a rabbit!  
I like rabbits.



**C** Ask your partner. Check (✓).  2.60

What do you like?					
					
You					
Your Partner					



What do you like?  
I like **cats**.

**D** Watch, point, and sing.    2.62 

## I Like Turtles

I like turtles.

What about you?

I like turtles, too.

I like turtles.

I want a turtle.

I want a turtle, too.



I can do this lesson.

# Let's Learn More



## A Learn the words. 2.63



1. a monkey



2. a lion



3. a bear



4. a giraffe



5. an elephant



6. monkeys



7. lions



8. bears




9. giraffes



10. elephants

## B Make sentences. 2.64















2.65

I like **monkeys**.  
I don't like **lions**.

**C** Listen, point, and chant.  2.66 

**Do You Like Cats?**

									
	Do you like cats? Yes, I do.	Do you like birds? Yes, I do.	Do you like rabbits? Yes, I do.	Do you like spiders? No, I don't. I don't like spiders!	Do you like frogs? No, I don't. I don't like frogs!				
									
									


**D** Listen and do.  2.67




1. hear a lion



2. see a rabbit



3. feed a fish



4. pet a goat



I can do this lesson.



## Phonics

A B C D E F G H I J K L M N O P Q R S T U V W X Y Z  
a b c d e f g h i j k l m n o p q r s t u v w x y z

**A** Listen, point, and say.  2.68

Uu



umbrella



tub



bug



cup

**B** Put the sounds together.  2.69

t u b

b u g

c u p

**C** Listen, point, and chant.  2.70 

### The U Phonics Chant

U u umbrella U u cup

U u umbrella U u tub


Bug cup bug tub

Bug on an umbrella in the tub!




**D** Listen and read along.  2.71


## On the Playground




Oh, no!  
Where is my bug?



Is it on the umbrella?  
No, it isn't.



Is it under the tub?  
No, it isn't.



There it is. It's on the  
cup. I like bugs!




I can do this lesson.

# Let's Review



**A** Play a game. Make sentences.




I want  
a turtle.

I like \_\_\_\_\_.

I want a \_\_\_\_\_.





I like fish. I want a cat.



I like bananas.



**I can talk about Unit 7.**

1. Say and act.

I want a **cookie**. I want **juice**.

2. Do you want **chicken**?

**I can talk about Unit 8.**

1. What's your favorite color?
2. Do you like **monkeys**?

# Let's Go 1 Syllabus

## Let's Remember

**Alphabet Aa–Zz**

**Numbers 1–10**

**Language:** What can you do? I can walk.  
I can run. I can jump. I can dance.

Let's Talk	Let's Learn	Let's Learn More	Let's Read
<b>Unit 1 Things for School</b>			
<p><b>Conversation:</b> What's your name? My name is Kate.</p> <p><b>Song:</b> The Hello Song</p>	<p><b>School Supplies:</b> a pencil, a pen, a bag, a book, a desk, a chair, a ruler, an eraser</p> <p><b>Language:</b> What's this? It's a pencil/an eraser.</p> <p><b>Chant:</b> What's This? It's a Book.</p>	<p><b>Classroom Objects:</b> a map, a marker, a globe, a table, a board, a wastebasket, a poster, a crayon</p> <p><b>Language:</b> This is a map. Is this a poster? Yes, it is. No, it isn't. It's a pen.</p> <p><b>Listen and do:</b> take out, open, close, put away</p>	<p><b>Phonics</b></p> <p><b>Bb</b> bird, ball, boy</p> <p><b>Pp</b> peach, pencil, pink</p> <p><b>The BP Phonics Chant</b></p> <p><b>Story:</b> At the Park</p>
<b>Unit 2 Colors and Shapes</b>			
<p><b>Conversation:</b> How are you? I'm fine. Thank you.</p> <p><b>Song:</b> Hi, How Are You?</p>	<p><b>Colors:</b> yellow, blue, red, green, purple, orange, brown, pink, black, white</p> <p><b>Language:</b> What color is this? It's orange. This is a pencil. It's yellow and pink.</p> <p><b>Song:</b> The Black Cat Song</p>	<p><b>Shapes:</b> a triangle, a square, a circle, a star, a diamond, a heart, an oval, a rectangle</p> <p><b>Language:</b> This is a star. It's blue. It's a blue star. Is this a red square? Yes, it is. No, it isn't.</p> <p><b>Listen and do:</b> pick up, draw</p>	<p><b>Phonics</b></p> <p><b>Cc</b> cat, coat, cow</p> <p><b>Gg</b> girl, gate, goat</p> <p><b>The CG Phonics Chant</b></p> <p><b>Story:</b> Good Friends!</p>
<b>Let's Review Units 1 and 2</b>			
<b>Unit 3 At the Store</b>			
<p><b>Conversation:</b> This is my friend, Sarah. Hello, Sarah.</p> <p><b>Song:</b> This Is My Friend</p>	<p><b>Writing Supplies:</b> a crayon, a marker, a notebook, a pencil case, crayons, markers, notebooks, pencil cases</p> <p><b>Language:</b> How many crayons? One crayon. Three crayons.</p> <p><b>Song:</b> How Many?</p>	<p><b>Electronics:</b> a CD, a video game, a cell phone, a computer, CDs, video games, cell phones, computers</p> <p><b>Language:</b> What's this? It's a cell phone. What are these? They're CDs.</p> <p><b>Listen and do:</b> point to, find, count</p>	<p><b>Phonics</b></p> <p><b>Dd</b> desk, duck, door</p> <p><b>Tt</b> tiger, two, toys</p> <p><b>The DT Phonics Chant</b></p> <p><b>Story:</b> Ducks and Tigers</p>
<b>Unit 4 People at Home</b>			
<p><b>Conversation:</b> It's nice to meet you. It's nice to meet you, too.</p> <p><b>Song:</b> The Family Song</p>	<p><b>Family Words:</b> grandmother, grandfather, mother, father, sister, brother, baby sister, baby brother</p> <p><b>Language:</b> Who's she/he? She's my grandmother. He's my grandfather.</p> <p><b>Chant:</b> Who's She?</p>	<p><b>Describing People:</b> tall, short, young, old, pretty, handsome</p> <p><b>Language:</b> She's my mother. She's pretty.</p> <p><b>Song:</b> Is He Short? Is He Tall?</p> <p><b>Listen and do:</b> say, count, read, write</p>	<p><b>Phonics</b></p> <p><b>Aa</b> apple, cat, cap, bag</p> <p><b>The A Phonics Chant</b></p> <p><b>Story:</b> Let's Go to the Park</p>
<b>Let's Review Units 3 and 4</b>			





Let's Talk	Let's Learn	Let's Learn More	Let's Read
------------	-------------	------------------	------------

### Unit 5 Happy Birthday!

<p><b>Conversation:</b> How old are you? I'm seven years old.</p> <p><b>Song:</b> The Happy Birthday Song</p>	<p><b>Toys:</b> a yo-yo, a baseball, a kite, a doll, a car, a robot, a bicycle, a jump rope, a puzzle, a bat</p> <p><b>Language:</b> What is it? I don't know. It's a yo-yo.</p> <p><b>Chant:</b> The Yo-Yo Chant</p>	<p><b>Describing Things:</b> big, little, new, old, long, short, round, square</p> <p><b>Language:</b> It's little. It's a little box.</p> <p><b>Chant:</b> Is It a Big Box?</p> <p><b>Listen and do:</b> ride, jump, throw, catch</p>	<p><b>Phonics</b></p> <p><b>Ee</b> egg, bed, pet, peg</p> <p><b>The E Phonics Chant</b></p> <p><b>Story:</b> Look at the Birds!</p>
---	---	--	---

### Unit 6 Outdoors

<p><b>Conversation:</b> How's the weather? It's sunny.</p> <p><b>Weather:</b> sunny, rainy, windy, cloudy, snowy</p> <p><b>Song:</b> How's the Weather?</p>	<p><b>Nature:</b> a flower, a tree, a cloud, a puddle, flowers, trees, clouds, puddles</p> <p><b>Language:</b> How many flowers/trees are there? There's one flower. There are four trees.</p>	<p><b>Location Words:</b> in, on, under, by</p> <p><b>Language:</b> Where's the bat? It's on the table. Where are the balls? They're under the table.</p> <p><b>Song:</b> Where Are the Bugs?</p> <p><b>Listen and do:</b> put on, put by, put in, put under</p>	<p><b>Phonics</b></p> <p><b>Ii</b> igloo, bib, big, pit</p> <p><b>The I Phonics Chant</b></p> <p><b>Story:</b> In the Snow</p>
---	--	--	--

### Let's Review Units 5 and 6

### Unit 7 Food

<p><b>Conversation:</b> Here you are. Thank you. You're welcome.</p> <p><b>Song:</b> I Want an Apple</p>	<p><b>Foods:</b> a banana, a soda, a milkshake, a cookie, a sandwich, a salad, an egg, an orange</p> <p><b>Language:</b> What do you want? I want a banana. I want an orange.</p> <p><b>Song:</b> What Do You Want?</p>	<p><b>More Foods:</b> chicken, fish, pizza, bread, rice, milk, cake, ice cream</p> <p><b>Language:</b> I want chicken. I don't want fish. Do you want pizza? Yes, I do. No, I don't.</p> <p><b>Listen and do:</b> wash, eat, drink, brush</p>	<p><b>Phonics</b></p> <p><b>Oo</b> octopus, dot, pot, top</p> <p><b>The O Phonics Chant</b></p> <p><b>Story:</b> On the Beach</p>
--	---	---	---

### Unit 8 Animals

<p><b>Conversation:</b> What's your favorite color? Red. What about you? I like blue.</p> <p><b>Song:</b> What's Your Favorite Color?</p>	<p><b>Pets:</b> a cat, a dog, a bird, a rabbit, a frog, cats, dogs, birds, rabbits, frogs</p> <p><b>Language:</b> There's a rabbit! I like rabbits. What do you like? I like cats.</p> <p><b>Song:</b> I Like Turtles</p>	<p><b>Zoo Animals:</b> a monkey, a lion, a bear, a giraffe, an elephant, monkeys, lions, bears, giraffes, elephants</p> <p><b>Language:</b> I like monkeys. I don't like lions.</p> <p><b>Listen and do:</b> hear, see, feed, pet</p>	<p><b>Phonics</b></p> <p><b>Uu</b> umbrella, tub, bug, cup</p> <p><b>The U Phonics Chant</b></p> <p><b>Story:</b> On the Playground</p>
---	---	---	---

### Let's Review Units 7 and 8

# Word List

## A

about . . . . . 66  
 alphabet . . . . . 35  
 am . . . . . 4  
 and . . . . . 15  
 apple . . . . . 36  
 are . . . . . 12  
 at . . . . . 28

## B

baby . . . . . 32  
 bag . . . . . 6  
 ball . . . . . 10  
 banana . . . . . 60  
 baseball . . . . . 42  
 bat . . . . . 42  
 bear . . . . . 70  
 bed . . . . . 46  
 bib . . . . . 54  
 bicycle . . . . . 42  
 big . . . . . 44  
 bird . . . . . 10  
 birthday . . . . . 40  
 black . . . . . 14  
 blue . . . . . 14  
 board . . . . . 8  
 book . . . . . 6  
 box . . . . . 44  
 boy . . . . . 10  
 bread . . . . . 62  
 brother . . . . . 32  
 brown . . . . . 14  
 brush . . . . . 63  
 bug . . . . . 72  
 by . . . . . 52

## C

cake . . . . . 62  
 can . . . . . 3  
 cap . . . . . 36  
 car . . . . . 42  
 cat . . . . . 18  
 catch . . . . . 45  
 CD . . . . . 26  
 cell phone . . . . . 26  
 chair . . . . . 6  
 chicken . . . . . 62  
 circle . . . . . 16  
 close . . . . . 9  
 cloud . . . . . 50  
 cloudy . . . . . 48  
 coat . . . . . 18  
 color . . . . . 14  
 come on . . . . . 19  
 computer . . . . . 26  
 cookie . . . . . 60  
 count . . . . . 27

cow . . . . . 18  
 crayon . . . . . 8  
 cup . . . . . 72

## D

dance . . . . . 3  
 desk . . . . . 6  
 diamond . . . . . 16  
 dig . . . . . 54  
 do . . . . . 3  
 dog . . . . . 68  
 doll . . . . . 42  
 door . . . . . 28  
 dot . . . . . 64  
 draw . . . . . 17  
 drink . . . . . 63  
 duck . . . . . 28

## E

eat . . . . . 63  
 egg . . . . . 46  
 eight (8) . . . . . 3  
 elephant . . . . . 70  
 eraser . . . . . 6

## F

family . . . . . 31  
 father . . . . . 32  
 favorite . . . . . 66  
 feed . . . . . 71  
 find . . . . . 27  
 fine . . . . . 12  
 fish . . . . . 62  
 five (5) . . . . . 3  
 flower . . . . . 50  
 food . . . . . 67  
 four (4) . . . . . 3  
 friend . . . . . 22  
 frog . . . . . 68

## G

gate . . . . . 18  
 giraffe . . . . . 70  
 girl . . . . . 18  
 globe . . . . . 8  
 goat . . . . . 18  
 good . . . . . 19  
 grandfather . . . . . 32  
 grandmother . . . . . 32  
 green . . . . . 14

## H

hands . . . . . 63  
 handsome . . . . . 34  
 happy . . . . . 40  
 he . . . . . 32  
 hear . . . . . 71  
 heart . . . . . 16  
 hello . . . . . 4

here . . . . . 58  
 hi . . . . . 12  
 how . . . . . 12  
 hungry . . . . . 58

## I

I . . . . . 4  
 ice cream . . . . . 62  
 igloo . . . . . 54  
 in . . . . . 52  
 is . . . . . 4  
 it . . . . . 6

## J

juice . . . . . 58  
 jump . . . . . 3  
 jump rope . . . . . 42

## K

kite . . . . . 42  
 know . . . . . 42

## L

let's . . . . . 55  
 like . . . . . 66  
 lion . . . . . 70  
 little . . . . . 44  
 long . . . . . 44  
 look . . . . . 29

## M

make . . . . . 55  
 many . . . . . 24  
 map . . . . . 8  
 marker . . . . . 8  
 meet . . . . . 30  
 milk . . . . . 62  
 milkshake . . . . . 60  
 monkey . . . . . 70  
 mother . . . . . 32  
 much . . . . . 59  
 my . . . . . 4

## N

name . . . . . 4  
 new . . . . . 44  
 nice . . . . . 30  
 nine (9) . . . . . 3  
 no . . . . . 9  
 not . . . . . 42  
 notebook . . . . . 24  
 now . . . . . 41

## O

octopus . . . . . 64  
 oh . . . . . 73  
 old . . . . . 34  
 on . . . . . 52  
 one (1) . . . . . 3  
 open . . . . . 9

orange (color) . . . . . 14  
 orange (fruit) . . . . . 60  
 oval . . . . . 16

## P

pat . . . . . 36  
 peach . . . . . 10  
 peg . . . . . 46  
 pen . . . . . 6  
 pencil . . . . . 6  
 pencil case . . . . . 24  
 pet (noun) . . . . . 46  
 pet (verb) . . . . . 71  
 pick up . . . . . 17  
 pink . . . . . 10  
 pit . . . . . 54  
 pizza . . . . . 62  
 play . . . . . 22  
 point . . . . . 27  
 poster . . . . . 8  
 pot . . . . . 64  
 pretty . . . . . 34  
 puddle . . . . . 50  
 purple . . . . . 14  
 put . . . . . 53  
 put away . . . . . 9  
 puzzle . . . . . 42

## R

rabbit . . . . . 68  
 rainy . . . . . 48  
 read . . . . . 35  
 rectangle . . . . . 16  
 red . . . . . 14  
 rice . . . . . 62  
 ride . . . . . 45  
 robot . . . . . 42  
 round . . . . . 44  
 ruler . . . . . 6  
 run . . . . . 3

## S

salad . . . . . 60  
 sandwich . . . . . 60  
 say . . . . . 35  
 see . . . . . 71  
 seven (7) . . . . . 3  
 she . . . . . 32  
 short . . . . . 34  
 sister . . . . . 32  
 six (6) . . . . . 3  
 snow . . . . . 55  
 snowy . . . . . 48  
 soda . . . . . 60  
 song . . . . . 5  
 square . . . . . 16  
 star . . . . . 16  
 sunny . . . . . 48

## T

table . . . . . 8  
 take out . . . . . 9  
 tall . . . . . 34  
 tap . . . . . 36  
 teeth . . . . . 63  
 ten (10) . . . . . 3  
 thank you . . . . . 12  
 there . . . . . 50  
 these . . . . . 26  
 they . . . . . 26  
 thirsty . . . . . 58  
 this . . . . . 6  
 three (3) . . . . . 3  
 throw . . . . . 45  
 tiger . . . . . 28  
 to . . . . . 27  
 today . . . . . 41  
 too . . . . . 30  
 top . . . . . 64  
 toys . . . . . 28  
 tree . . . . . 50  
 triangle . . . . . 16  
 tub . . . . . 72  
 turtle . . . . . 69  
 two (2) . . . . . 3

## U

umbrella . . . . . 72  
 under . . . . . 52

## V

video game . . . . . 26

## W

walk . . . . . 3  
 want . . . . . 58  
 wash . . . . . 63  
 wastebasket . . . . . 8  
 weather . . . . . 48  
 welcome . . . . . 58  
 what . . . . . 3  
 where . . . . . 52  
 white . . . . . 14  
 who . . . . . 32  
 windy . . . . . 48  
 word . . . . . 35  
 wow . . . . . 29  
 write . . . . . 35

## Y

years . . . . . 40  
 yellow . . . . . 14  
 yes . . . . . 9  
 yo-yo . . . . . 42  
 you . . . . . 3  
 young . . . . . 34  
 your . . . . . 4

Oxford University Press is the world's authority on the English language.

As part of the University of Oxford, we are committed to furthering English language learning worldwide.

We continuously bring together our experience, expertise and research to create resources such as this one, helping millions of learners of English to achieve their potential.



## Let's talk. Let's learn. Let's Go!

Energize your English classes with the trusted methodology of **LET'S GO**.

**LET'S GO** is full of fun, collaborative activities that get students talking in English from the very beginning.

- NEW Animated videos:** conversations, songs, and chants create excitement in class and motivate students to speak in English
- NEW Teacher's Resource Center:** Online Practice and an extensive online library of easy-to-access teaching resources help get the most out of each class
- NEW Can-do statements:** can-do statements with supporting activities allow students to measure their progress
- NEW Reading texts:** engaging texts build students' confidence in phonics and reading comprehension
- NEW Let's Begin series:** a two-level introductory course provides the perfect building blocks for learning English

### Students


- **Student Book**
- **Workbook**  
Online Practice
- **Online Play**  
Student's Website

### Teachers

- **Teacher's Pack**  
Classroom Presentation Tool, Teacher's Guide, and Teacher's Resource Center
- **Class Audio CDs**
- **Teacher Cards**

**OXFORD**  
UNIVERSITY PRESS

[www.oup.com/elt](http://www.oup.com/elt)



ISBN 978-0-19-404924-5

