

OXFORD

3

STUDENT BOOK

LET'S GO

5th Edition



Ritsuko Nakata
Karen Frazier
Barbara Hoskins
Carolyn Graham



 **Class Audio**

Find the audio tracks on Online Play:
www.oup.com/elt/letsgo

STUDENT BOOK

3

LET'S GO

5th Edition



Ritsuko Nakata Karen Frazier Barbara Hoskins

SONGS AND CHANTS BY
Carolyn Graham

OXFORD
UNIVERSITY PRESS

OXFORD

UNIVERSITY PRESS

198 Madison Avenue

New York, NY 10016 USA

Great Clarendon Street, Oxford, OX2 6DP, United Kingdom

Oxford University Press is a department of the University of Oxford.

It furthers the University's objective of excellence in research, scholarship,

and education by publishing worldwide. Oxford is a registered trade

mark of Oxford University Press in the UK and in certain other countries

© Oxford University Press 2018

The moral rights of the author have been asserted

First published in 2018

2022 2021 2020 2019 2018

10 9 8 7 6 5 4 3 2 1

No unauthorized photocopying

All rights reserved. No part of this publication may be reproduced, stored in a retrieval system, or transmitted, in any form or by any means, without the prior permission in writing of Oxford University Press, or as expressly permitted by law, by licence or under terms agreed with the appropriate reprographics rights organization. Enquiries concerning reproduction outside the scope of the above should be sent to the ELT Rights Department, Oxford University Press, at the address above

You must not circulate this work in any other form and you must impose this same condition on any acquirer

Links to third party websites are provided by Oxford in good faith and for information only. Oxford disclaims any responsibility for the materials contained in any third party website referenced in this work

ISBN: 9780194049481 (Student Book)

Printed in China

This book is printed on paper from certified and well-managed sources

ACKNOWLEDGMENTS

Cover illustration: Daniel Griffo

Back cover photograph: Oxford University Press building/David Fisher

Illustrations by: Scott, Angle: 19, 37(tl); Jared Beckstrand: 16(t), 17, 43(t), 54, 55; Bob Berry: 15, 51, 56, 74; Beccy Blake: 35, 45(t); Scott Burroughs: 26(t), 27, 38, 49(t); Reginald Butler: 23(t)(b), 42(t), 43(b), 62(t), 63(b), 67, 68(t), 69; Mircea Catusanu: 23(c), 60(t), 61; The Chickos: 8(t); Bill Dickson: 44(t), 45(b); Marion Eldridge: 72, 73; James Elston: 6(t), 24(t), 53; Kathi Ember: 36; Ken Gamage: 41(t); Michael Gardner: revisions on pages 28, 29, 34, 42, 43, 53, 54, 55, 56, 62; Michael Garland: 64(b); Daniel Griffo: cats on pages 4, 6, 8, 10, 12, 14, 16, 18, 22, 24, 26, 28, 30, 32, 34, 36, 40, 42, 44, 46, 48, 50, 52, 54, 58, 60, 62, 64, 66, 68, 70 and 72; Diane Hays: 13; Richard Hoyt: 32(t), 33; John Hom: 2, 3, 4, 6(b), 8(b), 12, 14(b), 16(b), 22, 24(b), 26(b), 30, 32(b), 34(b); Darryl Ligan: 18; Colleen Madden: 70(t), 71; Katie McDee: 9, 63(t); Janet McDonnell: 52(t); Keith Plechaty: globes on pages 19, 21, 37, 39, 57, 75 and map on page 29; Luciana Navarro Powell: 46; Jessie Reisch: 10, 11, 28, 29; Janet Skiles: 5; Apryl Stott: 31; Jim Talbot: 14(t), 40, 42(b), 44(b), 48, 50, 52(b), 58, 60(b), 62(b), 66, 68(b), 70(b); Jomike Tejido: 47; Chris Vallo: 25, 49(b), 59; Christina Wald: 64(t), 65; Jennifer Zivoin: 7, 20, 34(t), 41(b)

The publishers would like to thank the following for their kind permission to reproduce photographs: P-fotography/Shutterstock pg. 19 (tie-dye); Morgan Lane Photography/Shutterstock pg. 21 (boy); Bob Balestri/istockphoto.com pg. 21 (school house); Monkey Business Images/Shutterstock pg. 21 (kids in classroom); Dennis Kitchen Studio, Inc./OUP pg. 21(pencil); Sashkin/Shutterstock pg. 29 (alarm clock); Ross/Tom Stack Assoc/Alamy Stock Photo pg. 37 (mangrove tree frog); Photononstop/Alamy Stock Photo pg. 37 (flying frog); Tom Brakefield/Getty Images pg. 37 (African dwarf crocodile); Gelpi/Shutterstock pg. 39 (girl); Steve Bower/Shutterstock pg. 39 (beach); tropicdream/Shutterstock pg. 39 (whale); Koshevnyk/Shutterstock pg. 39 (stamp); EpicStockMedia/Shutterstock pg. 39 (water); Linda Johnsonbaugh/Shutterstock pg. 55 (dot background); Daniel Laflor/istockphoto.com pg. 57 (boy); Gelpi/Shutterstock pg. 57 (guitar); upthebanner/Shutterstock pg. 57 (Ireland coast); TRINACRIA PHOTO/Shutterstock pg. 57 (flute); MBI/Alamy pg. 75 (girl); guichaoua/Alamy pg. 75 (tourists); Dreamie/Shutterstock pg. 75 (CN Tower); VectorZilla/Shutterstock pg. 75 (Maple leaf); Dennis Kitchen Studio, Inc./OUP pg. 75 (pencil)

Table of Contents

Let's Remember	2
Unit 1 At School	4
Unit 2 Clothing.....	12
Let's Review Units 1 and 2.....	20
Unit 3 Places	22
Unit 4 Occupations	30
Let's Review Units 3 and 4	38
Unit 5 Activities.....	40
Unit 6 What Time Is It?.....	48
Let's Review Units 5 and 6	56
Unit 7 Yesterday and Today	58
Unit 8 My Home	66
Let's Review Units 7 and 8.....	74
Syllabus	76
Word List	78



Kate



Andy



Jenny



Scott



Ginger



Sam



Let's Talk



Let's Learn



Let's Learn More



Let's Read


Phonics

Phonics



Let's Review

Let's Remember

A Listen, point, and say.  1.02



Cafe Blue



Cafe Blue

What time is it?

I have a new game!

He's my teacher.

She's my doctor.

It's 12:30.

He's my teacher.

She's my doctor.

It's 12:30.

He's my teacher.

She's my doctor.

It's 12:30.


It's a sunny day!



He's going to the park.



This is Kate's umbrella.





Goodbye!

See you later.



These are my favorite cookies!



Unit 1


At School Let's Talk



A Listen and say. 1.03

Oh, no! I don't have any potato chips.

I think I have some.



Really? Can I have some?

Sure. Help yourself!

Thanks! Do you want some grapes?

Yes, please. Thanks!



Can I have some?
Sure. Help yourself!

B Watch the video.



C Practice the words. Make sentences.  1.05



1. popcorn



2. candy



3. peanuts



4. crackers



5. potato chips



I have some **popcorn**.
I don't have any **candy**.

D Listen and sing.  1.07 

No Popcorn

I have some candy,
I have some grapes,
but I don't have any popcorn.
No popcorn, no popcorn,
I don't have any popcorn!

Do you want some grapes?
I have some, but I don't
have any popcorn.
Do you want some peanuts?
I have some peanuts, but I don't
have any popcorn.

No popcorn, no popcorn,
I don't have any popcorn.
I want some popcorn, yes, I do.
I love popcorn!
I do, too!



I can do this lesson.

Let's Learn




A Learn the words. 1.08



1. chalk



2. paint



3. tape




4. scissors



5. glue



6. paper



7. ribbon



8. string

B Ask and answer. 1.09

What does he have?

He has some chalk.



1.10

What does	he she	have?	He She	has some chalk .
-----------	-----------	-------	-----------	-------------------------

C Make sentences.  1.11



She has some tape.

He doesn't have any glue.

D Watch, point, and sing.    1.13

Sue Doesn't Have Any Glue

Sue doesn't have any glue.
 Sue doesn't have any glue.
 Sue has some paper.
 Sue has some string.
 Sue has a bird,
 and it's learning to sing.
 Sue has some ribbon.
 Sue has some chalk.
 Sue has a dog,
 and it's learning to talk.



But Sue isn't happy.
 No, she's feeling blue.
 Sue doesn't have any glue. (Boo hoo!)
 Sue doesn't have any glue.



I can do this lesson.

Let's Learn More



A Learn the words. 1.14



1. magnets




2. scissors



3. calculators




4. colored pencils




5. rubber bands



6. push pins



7. paint brushes



8. staplers

B Ask and answer. 1.15

Does she have any magnets?

Yes, she does.



Does **she** have any **magnets**?

Yes, **she** does.

No, **she** doesn't.

C Play a game. Ask your partner.  I.17

Do they have any **chalk**?

Yes, they do.
No, they don't.



D Make sentences.

He has some _____.

They have some _____.

She has some _____.

They don't have any _____.



I can do this lesson.



A Listen, point, and say.  1.18

bl

black



glass



plate



blue



glue



plant



B Listen, point, and chant.  1.19 

Big Black Butterfly

Quick! Look at the big **black** butterfly

Dancing on the little green **plant**!


Pick up your **glass**. Now he's on your **plate**!

He's on your **blue** gloves! He's beautiful!



C Listen and read along.  1.20

Sam's Plant




1

Sam has a little green plant.
He has a glass pot and a blue plate.



2

He puts the plant in the glass pot.
He puts the pot on the blue plate.



3

The plant is big. Oh, no!
Sam doesn't have any glue!



4

Sam puts the plant in a black pot.
The black pot is big!

D Listen and circle.  1.21

- | | | |
|------------------------------------|------------------|--------------------|
| 1. What color is the plate? | a. blue | b. black |
| 2. Does Sam have any glue? | a. Yes, he does. | b. No, he doesn't. |
| 3. Is the black pot big or little? | a. big | b. little |



I can do this lesson.

Unit 2

Clothing Let's Talk




A Listen and say. 1.22

Which hat do you like?



Which hat do you like?



What about this one?



We want these hats, please!



 1.23

Which hat do you like?
I like the red one.
I don't know.

B Watch the video.



C Practice the words. Ask and answer.  1.24



1. striped



2. polka-dot



3. plaid



4. checked



1.25

Which hat do you like?
I like the **striped** one.

D Listen and chant.  1.26 



Red Plaid Hat


Which hat do you like?
I like the striped one.
Which one do you like?
I don't know.

What about this one?
It's OK, but oh! Look at that!
Look at that red plaid hat! Wow!
Look at that red plaid hat!
Look at that red plaid hat!



Which hat do you like?
I like the checked one.
Which one do you like?
I don't know.

What about this one?
It's OK, but oh! Look at that!
Look at that polka-dot hat! Wow!
Look at that pink polka-dot hat!
Look at that polka-dot hat!



I can do this lesson.

Let's Learn



A Learn the words. 1.27



1. a blouse



2. a skirt



3. a dress



4. a shirt



5. pants



6. shorts



7. shoes



8. socks

B Ask and answer. 1.28



1.29

What's **she** wearing?

She's wearing a dress.

C Make sentences.  1.30

1.



2.




3.



4.



5.



6.



He's wearing a shirt.
He's not wearing a skirt.

They're wearing pants.
They're not wearing shorts.

D Watch, point, and sing.    1.32

Cowboy Boots

Cowboy boots from Dallas, Texas.
Cowboy boots from Dallas, Texas.
Cowboy boots from Dallas, Texas.
Everybody's wearing cowboy boots.

What's she wearing?

Cowboy boots.

What's he wearing?

Cowboy boots.

What are they wearing?

Cowboy boots.

Cowboy boots from Dallas, Texas.



I can do this lesson.

Let's Learn More



A Learn the words. 1.33



1. a T-shirt



2. a jacket



3. a sweater



4. a sweatshirt



5. jeans



6. pajamas



7. slippers




8. boots

B Ask and answer. 1.34

Whose jacket is this?

It's Scott's jacket.



Whose jeans are these?

They're Jenny's jeans.




1.35

Whose **jacket** is this?
It's **Scott's jacket**.

Whose **jeans** are these?
They're **Jenny's jeans**.



C Make sentences.  1.36



It's **her** jacket.

They're **her** boots.

D Ask and answer.  1.38



Is **his** sweater green?

Yes, it is.

No, it isn't.

Are **her** boots blue and white?

Yes, they are.

No, they aren't.



I can do this lesson.



A Listen, point, and say.  1.40

br

brown



bread



gr

green



grapes



pr

pretty



prune



B Listen, point, and chant.  1.41 


Brown Bread for Breakfast


Brown **br**ead for **br**eakfast!

Two **gr**een **gr**apes for lunch!

Brown **br**ead for **br**eakfast!

Pretty little **pr**unes for **br**unch!



C Listen and read along.  1.42

A New SHIRT




Greta is making a T-shirt for her brother. She is using tea, grapes, and leaves. They make pretty colors.



Tea makes brown, grapes make purple, and leaves make green.



The shirt is finished. Greta's brother says, "I love my new shirt!"

D Listen and circle.  1.43

1. Is Greta making a shirt?
 - a. Yes, she is.
 - b. No, she isn't.
2. What does Greta use to make colors?
 - a. paint, pens, and glue
 - b. tea, grapes, and leaves
3. What color is Greg's T-shirt?
 - a. It's purple, blue, and green.
 - b. It's purple, brown, and green.



I can do this lesson.

Let's Review



A Listen and check. 1.44



A B C



A B C





A B C



A B C





B Listen and number. 1.45



C Let's Read About Tony

1.46

My name is Tony. I live in the United States. I go to a small school. There are twelve students in my class. We use computers in class.



What about you?

Where do you live?

How many students are in your class?

New Words


- live
- students
- class
- computers

D Your turn. Write a letter to Tony.

Dear Tony,

My name is _____. I live in _____.
I go to a _____ school.
There are _____ students in my class.

Your friend,



Unit 3

Places Let's Talk




A Listen and say. 1.47

Excuse me. Where's the nurse's office?



It's next to the gym.
Follow me.

OK.



Here's the nurse's office.

Thanks for your help.

You're welcome.

 1.48

Thanks for your help.
You're welcome.

B Watch the video.

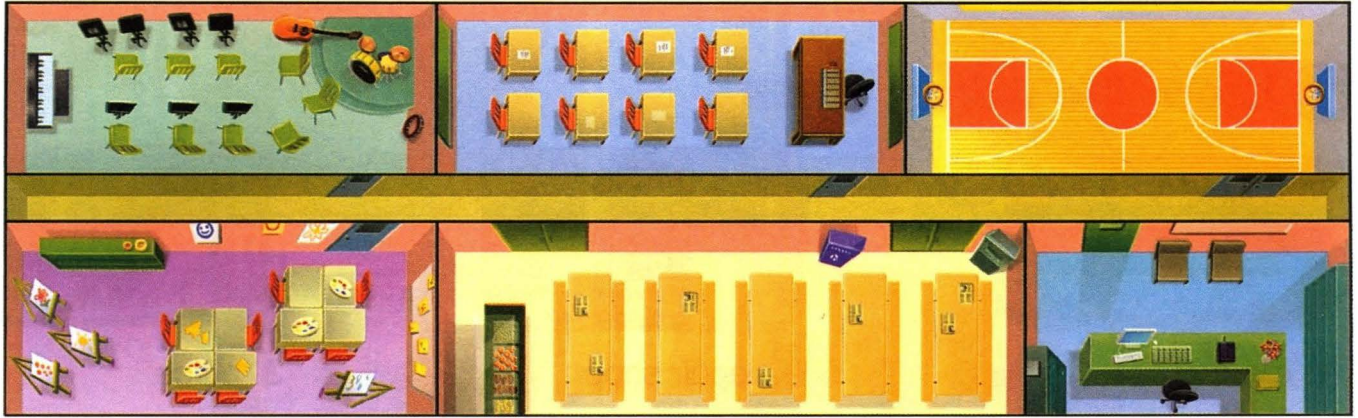


C Practice the words. Ask and answer.  1.49

1. music room

2. classroom

3. gym



4. art room

5. lunchroom

6. office



Where's the **lunchroom**?

It's **next to** the **art room**.

It's **across from** the **classroom**.

It's **between** the **art room** and the **office**.



across from



between



next to

D Listen, point, and sing.  1.51 

Where's the Classroom?

Where's the **classroom**?

It's next to the **gym**.

Where's the **classroom**?

It's next to the **gym**.

Where's the **gym**?

It's next to the **classroom**.

Where's the **classroom**?

It's next to the **gym**.

Where's the **music room**?

It's across from the **art room**.

Where's the **art room**?

It's across from the **music room**.

Where's the **lunchroom**?


It's between the **art room** and the **office**.

Where's the **office**?

It's across from the **gym**.



Where's the Classroom?




I can do this lesson.

Let's Learn



A Learn the words. 1.52




1. clinic




2. repair shop




3. office



4. factory



5. store



6. bakery

B Ask and answer. 1.53






Where's he going?

He's going to the store.



Where's **he** going?
He's going to the **store**.

C Ask and answer.  1.55



Are they going to the **office**?
Yes, they are.
No, they aren't.


D Watch, point, and sing.    1.57

Where Are You Going?

Where are you going?
I'm going to the park.
Are you going with Tom?
No, I'm going with Mark.

Where is Sue going?
She's going to the store.
Is she going at three?
No, she's going at four.

Where is Jack going?
He's going to Brazil.
Is he going with Bob?
No, he's going with Bill.

 I can do this lesson.

Let's Learn More



A Learn the words. 1.58




1. by car



2. by bike



3. on foot



4. by bus



5. by taxi



6. by train

B Ask and answer. 1.59



1.60

How's **he** going to school?

He's going by bus.


C Play a game. Ask your partner.  1.61

Where's **he** going?

He's going to the **factory**.

How's **he** going there?

He's going **by bus**.



D What about you?

How do you go to school?

How do you go to the park?

How do you go to the store?




I can do this lesson.



A Listen, point, and say.  1.62

cl

class



fl

flower



sl

sleep



clock



fly




slow





B Listen, point, and chant.  1.63 

Watch the Clock

Slow, not fast!
Sit, don't **slide**!
Watch the **clock**,
Not the **fly**!



C Listen and read along.  1.64



1


Marta lives in Peru. At 9:00 a.m., she is in English class at school.

2

Josef and Marie live in Slovakia. It is 4:00 in the afternoon. They are flying kites at the park.

3

Li-Peng lives in Singapore. The clock by his bed reads 11:00 p.m. He is sleeping.

D Listen and circle.  1.65

- | | | |
|--------------------------------------|-------------------|---------------------|
| 1. What time is it in Peru? | a. 9:00 a.m. | b. 12:30 p.m. |
| 2. Are Josef and Marie flying kites? | a. Yes, they are. | b. No, they aren't. |
| 3. What is Li-Peng doing? | a. eating lunch | b. sleeping |



I can do this lesson.

Unit 4

Occupations

Let's Talk




A Listen and say. 1.66

What does your father do?

He's a pilot.



My mother's an office worker.



Oh. What does an office worker do?

I'm not sure!



What does an office worker do?
I'm not sure!


B Watch the video.



C Practice the words. Ask and answer.  1.68




1. a pilot



2. a zookeeper



3. an astronomer



4. a baseball player



What does your **mother** do?
She's a pilot.

D Listen, point, and sing.  1.70 

What Does Your Father Do?

What does your father do?

He's a pilot.

What does your mother do?


She's an astronomer.

What does your brother do?

He's an office worker.

What does an office worker do?

I'm not sure!



I can do this lesson.

Let's Learn



A Learn the words. 1.71




1. a veterinarian




2. a mechanic




3. a salesclerk



4. a factory worker



5. a photographer



6. a baker

B Ask and answer. 1.72







1.73

What's **his** job?

He's a mechanic.

C Ask and answer.  1.74



Is she a zookeeper?
Yes, she is.
No, she isn't.

D Watch and sing.    1.76

Jack's a Mechanic

Jack's a mechanic,
A very good mechanic.
He fixes cars all day
In the repair shop.

Jack's a mechanic,
A very good mechanic.
He fixes cars all day
In the repair shop.



Jack fixes new ones.
Jack fixes blue ones.
He fixes old ones, too,
In the repair shop.

Jack's a mechanic.
A very good mechanic.
He fixes cars all day.
He fixes cars all day.



Let's Learn More



A Learn the words. 1.77



1. help animals



2. fix cars



3. sell things



4. make things



5. take pictures



6. use a computer

B Ask and answer. 1.78

1 What does a veterinarian do?

A veterinarian helps animals.

2 3 4 5 6 7




What does a **veterinarian** do?
A **veterinarian** helps animals.

help	→	helps	make	→	makes
fix	→	fixes	take	→	takes
sell	→	sells	use	→	uses

C Play a game. Guess the job.  1.80


He works on a farm. He grows food.
Is he a farmer?



D Answer the questions.  1.81



1. Does a doctor fix cars?



2. Does a student teach teachers?



I can do this lesson.



A Listen, point, and say.  1.82

cr



crab



crocodile

fr



friends





frog

B Listen, point, and chant.  1.83 

My Best Friend

I like **crabs** and **crocodiles**,
But my best **friend** is a dog.
I don't like **crabs** or **crocodiles**.
My best **friend** is a **frog**!



C Listen and read along.  1.84



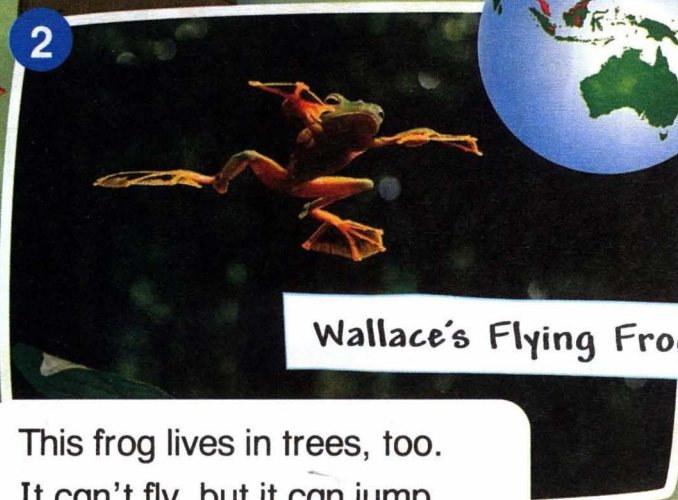
Amazing Animals

1 Mangrove Tree Crab



This crab doesn't live in water. It lives in trees! Its favorite food is leaves.

2




Wallace's Flying Frog

This frog lives in trees, too. It can't fly, but it can jump between trees. It eats insects.

3 African Dwarf Crocodile



This crocodile is very small. It eats fish, birds, insects, and crabs.

D Listen and circle.  1.85

1. Where does the crab live?

a. in water

b. in trees

2. Can the frog fly?

a. Yes, it can.

b. No, it can't.

3. What does the crocodile eat?

a. crabs and fish

b. leaves and insects





I can do this lesson.




Let's Review






A Listen and check. 1.86

1.   




A B C

2.   

A B C

3.   

A B C

4.   

A B C

B Listen and number. 1.87

C Listen and check. 1.88

1.   

A B C

2.   

A B C

D Let's Read About


Shelly

1.89


My name is Shelly. I live in New Zealand. My summer vacation is in December and January. I go to the beach every day. Sometimes I can see whales. New Zealand is great!



beach



whale



New Words

summer vacation
December
January
beach
whales

What about you?

Where do you live?

Is your summer vacation in December or January?

Do you go to the beach every day?

E Your turn. Write a postcard to Shelly.

Hi Shelly,


My name is _____.

I live in _____. My summer vacation is in _____.

I _____ every day.

_____ is great!

Your friend,



Unit 5


Activities Let's Talk



A Listen and say. 2.02

Can you play tomorrow?

Sorry, I can't. I'm busy on Saturday.



Oh. What about Sunday?
Can you play?

Great! See you on Sunday!



Yes, I can. I'm free.



 2.03

Can you play tomorrow?
Sorry, I can't. I'm busy.
Yes, I can. I'm free.

B Watch the video.



C Practice the words. Ask and answer.  2.04

Sunday	Monday	Tuesday	Wednesday	Thursday	Friday	Saturday
1	2	3	4	5	6	7
						



Can you play on **Sunday**?

Yes, I can.

No, I can't.

D Listen and sing.  2.06 

Busy, Busy, Busy

Busy, busy, busy every day.

Busy, busy, busy, I can't play.

Are you busy Monday?

Yes, I am.

English classes, music classes

Monday, Tuesday, Wednesday, Thursday.

Are you busy Friday?


Yes, I am.

Friday is a busy day.

Are you busy Saturday?

Can you play?

No! Saturday's a very, very busy day.



Busy, busy, busy, I can't play.

I'm busy, busy every day,

but not on Sunday!

Sunday is my free day,

and I can play!



I can do this lesson.


Let's Learn



A Learn the words. 2.07



1. art class



2. English class



3. music class



4. math class



5. swimming class




6. computer class

B Ask and answer. 2.08

What do you do on Monday?




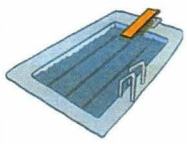








I go to art class.



2.09

What do you do on **Monday**?
I go to **art class**.

C Ask and answer.  2.10

	1 Monday	2 Tuesday	3 Wednesday	4 Thursday	5 Friday
					
					



What does **she** do on **Monday**?
She goes to **computer class**.

D Watch, point, and chant.    2.12

What Do You Do on Monday?

What do you do on Monday?

I go to art class.

I go to art class every Monday.

Every Monday I go to art class.

Every day I paint and draw.

What do you do on Friday?

I go to swimming class.

I go to swimming class every Friday.

Every Friday I go to swimming class.

Every day I swim in the pool.

What do you do on Wednesday?

I go to music class.

I go to music class every Wednesday.

Every Wednesday I go to music class.

I play the piano every day.



I can do this lesson.

Let's Learn More



A Learn the words. 2.13



1. play outside



2. take a nap



3. watch TV



4. go shopping



5. play video games



6. practice the piano

B Ask and answer. 2.14

What does he do on the weekend?

Scott's Weekend	
Saturday	Sunday
1 play outside	4 go shopping
2 watch TV	5 take a nap
3 practice the piano	6 play video games

He plays outside.

2.15

What does he do on the weekend?

He **plays** outside.

play	→	plays
watch	→	watches
practice	→	practices
go	→	goes
take	→	takes





C Play a game. Yes or no?  2.16


Does **he** ride a bike on the weekend? Yes, **he** does.
No, **he** doesn't.



D Ask your partner. Check (✓).  2.17

What do you do on the weekend?

		Do you _____ ?			
					
You					
Your partner					

 I can do this lesson.



A Listen, point, and say.  2.18

dr

tr



draw



drum



train



tree

B Listen, point, and chant.  2.19 


Play the Drum


Play the **drum**.

Draw the **tree**.


Hop on the **train**.

Drive carefully.



C Listen and read along.  2.20


DRUMS EVERY DAY




Trina plays drums. She goes to drum class on Tuesday. She goes by train.



She practices every day. Trina's mother says, "Please practice outside. The drum is very loud!"



On the weekend, Trina and her classmates play their drums in the park. They play under the trees.

D Listen and circle.  2.21

1. What does Trina do on Tuesday?
 - a. She goes to English class.
 - b. She goes to drum class.
2. Does Trina practice every day?
 - a. Yes, she does.
 - b. No, she doesn't.
3. What does Trina do on the weekend?
 - a. She plays drums in the park.
 - b. She draws in the park.





I can do this lesson.

Unit 6

What Time Is It? Let's Talk



A Listen and say. 2.22







2.23

I'm sorry I'm late.
That's OK.

B Watch the video.



C Practice the words. Ask and answer.  2.24

 <p>3:15</p> <p>three fifteen a quarter after three</p>	 <p>3:30</p> <p>three thirty half past three</p>	 <p>3:45</p> <p>three forty-five a quarter to four</p>	 <p>4:00</p> <p>four o'clock</p>
--	---	--	---

 2.25

What time is it?
It's **three fifteen**.
It's **a quarter after three**.

D Listen and sing.  2.26 

Three Fifteen

3:15.
A quarter after three.
3:15.
A quarter after three.
What time is it?
Please tell me.
It's fifteen minutes after three.

8:15.
A quarter after eight.
8:15.
A quarter after eight.
What time is it?
Are we late?
It's fifteen minutes after eight.



10:15.
A quarter after ten.
10:15.
A quarter after ten.
Let's all sing this song again.
It's fifteen minutes after ten.

 I can do this lesson.

Let's Learn



A Learn the words. 2.27

100%				
M	Tu	W	Th	F
<input checked="" type="checkbox"/>	<input checked="" type="checkbox"/>	<input checked="" type="checkbox"/>	<input checked="" type="checkbox"/>	<input checked="" type="checkbox"/>

1. always

80%				
M	Tu	W	Th	F
<input checked="" type="checkbox"/>	<input checked="" type="checkbox"/>	<input checked="" type="checkbox"/>	<input checked="" type="checkbox"/>	<input type="checkbox"/>

2. usually

40%				
M	Tu	W	Th	F
<input checked="" type="checkbox"/>	<input checked="" type="checkbox"/>	<input type="checkbox"/>	<input type="checkbox"/>	<input type="checkbox"/>


3. sometimes

0%				
M	Tu	W	Th	F
<input type="checkbox"/>	<input type="checkbox"/>	<input type="checkbox"/>	<input type="checkbox"/>	<input type="checkbox"/>

4. never

B Ask and answer. 2.28

What do you do on the weekend?



I always watch TV.



2.29

What do you do on the weekend?
I **always** watch TV.

C Ask and answer.  2.30



What does **he** do on the weekend?
He sometimes watches TV.

D Watch and chant.    2.32

Ben Rides His Bike to School




Ben rides his bike to school.
Ben always rides.
He never walks. He always rides.
Ben always rides.

Amy usually walks to school.
Amy usually walks.
Sometimes she rides or takes the bus,
but Amy usually walks.

Wendy rides her bike to school.
Wendy usually rides.
Sometimes she walks or takes the bus,
but Wendy usually rides.

David always walks to school.
David never rides.
He always walks. He never rides.
David never rides.



I can do this lesson.


Let's Learn More



A Learn the words. 2.33




1. play tennis



2. read e-mail



3. do gymnastics



4. study English



5. do homework



6. practice karate

B Ask and answer. 2.34

When does she play tennis?

She usually plays tennis after school.



2.35

When does she **play tennis**?
She usually **plays tennis** after school.

read	→	reads
do	→	does
study	→	studies

C Ask your partner. Check (✓).  2.36

1. Do you ride your bike after school?



	Always	Usually	Sometimes	Never
You				
Your Partner				

2. Do you read e-mail after school?



	Always	Usually	Sometimes	Never
You				
Your Partner				

3. Do you take a nap after school?



	Always	Usually	Sometimes	Never
You				
Your Partner				

4. Do you do homework after school?



	Always	Usually	Sometimes	Never
You				
Your Partner				



Do you **ride your bike** after school?

Yes, I	always		usually		ride my bike.
	sometimes				
No, I never	ride my bike.				

D What about you?

- Do you cook on the weekend?
- When do you study English?
- What do you usually do after school?



I can do this lesson.



A Listen, point, and say.  2.38

sw



swim



swings

st



student



study

B Listen, point, and chant.  2.39 


She Loves to Study


She's a **strong student**.

She loves to **study**.

He's a **strong swimmer**.

He loves to **swim**.



C Listen and read along.  2.40

Stacy's Day




1 Stacy is a busy student. She always reads e-mail before school. She goes to school at 8:00.



2 Stacy studies English at school. Sometimes she studies in her classroom. Sometimes she studies on the swings.



3 After school, Stacy usually goes to swim practice. She always does her homework at night. Then she watches TV.

D Listen and circle.  2.41

- | | | |
|---|-------------------|---------------------|
| 1. What time does Stacy go to school? | a. at 7:45 | b. at 8:00 |
| 2. Does Stacy study English on the swings? | a. Yes, she does. | b. No, she doesn't. |
| 3. When does Stacy usually go to swim practice? | a. before school | b. after school |






I can do this lesson.

Let's Review



A Listen and check. 2.42

1.   

A B C

2.   




A B C

3.   

A B C

4.   



A B C

5.   



A B C

6.   

A B C

7.  

A B

8.  

A B

B Let's Read About

Kevin

2.43

My name is Kevin. I live in Ireland.
My family likes music. My father plays
the guitar. My mother plays the flute.
I play the violin. My sister dances.
We usually practice every day.



Ireland



Ireland

guitar



flute



What about you?

Do you like music?

Do you usually practice after school?

New Words

guitar
flute

C Your turn. Write an e-mail to Kevin.

Hi, Kevin!

My name is _____ . I live in

_____ . I like _____ . I play the

_____ . I usually practice _____ .

Bye!

Unit 7


Yesterday and Today

Let's Talk



A Listen and say. 2.44

Where were you yesterday?




I was at the beach.

How was it?




It was fun!

How was the weather?



It was sunny and warm.

How about you?



We were at the zoo!

 2.45

How was it?
It was fun!


B Watch the video.



C Practice the words. Ask and answer.  2.46



1. at the zoo



2. at the store



3. at the beach



Where were you yesterday?

I was **at the zoo**.

D Listen and sing.  2.48 

Where Were You at Two?

Where were you at two?

I was at the zoo.

Where were you at three?

I was in a tree.

Where were you at four?

We were at the store.

Where were you at five o'clock?

I was on a great big rock.



Where was he at two?

He was at the zoo.

Where was she at three?

She was in a tree.

Where were they at four?

They were at the store.

Where was Jack? Where was Ray?

They were here all day.



I can do this lesson.

Let's Learn



A Learn the words. 2.49



1. sunny



2. rainy



3. cloudy



4. snowy



5. breezy



6. stormy



7. chilly



8. foggy

B Make sentences. 2.50

It was sunny on Sunday.

1 2 3 4 5



Sunday	Monday	Tuesday	Wednesday	Thursday	Friday	Saturday




It's cloudy today.



It was **sunny** on **Sunday**.
It's **cloudy** today.

is → was

C Ask your partner.  2.52



 2.53 

How was the weather on **Sunday**?
It was **cloudy**.

How's the weather today?
It's **snowy**.

D Watch, point, and sing.    2.54

How Was the Weather Yesterday?

How was the weather yesterday?
Rainy, it was rainy.
How is the weather today?
It's sunny today. Hooray!

How was the weather yesterday?
Snowy, it was snowy.
How is the weather today?
It's sunny today. Hooray!

How was the weather yesterday?
Stormy, it was stormy.
How is the weather today?
It's sunny today. Hooray!

How was the weather yesterday?
Foggy, it was foggy.
How is the weather today?
It's sunny today. Hooray!



I can do this lesson.

Let's Learn More



A Learn the words. 2.55



1. restaurant



2. movie theater



3. mall



4. amusement park



5. circus



6. hospital



7. library




8. airport

B Ask and answer. 2.56




Where were you yesterday?



I was at the circus.



Where were you yesterday?



I was at the airport.



2.57










Where were you yesterday?
I was at the **circus**.

C Play a game. Ask your partner.  2.58

Where was **she** at 1:00?
 She was at the restaurant.

Where is **she** now?
 She's at home.

D Ask and answer.  2.59

	1  gym 9:45 ✓	2  music room 11:15 ✗	3  lunchroom 12:30 ✓	4  art room 1:45 ✓
		5  art room 9:30 ✓	6  computer room 11:00 ✓	7  lunchroom 12:00 ✗

 2.60 

Was **he** in the **lunchroom** at 12:00?
 Yes, **he** was.
 No, **he** wasn't.



I can do this lesson.



A Listen, point, and say.  2.61

sk



sky



skylark

sn



snowflake



snake

B Listen, point, and chant.  2.62 

Snowflakes and Skylarks


Snowflakes falling, snow in the sky!

Skylarks flying, look at them fly!

Fall, snowflakes! Fly, skylarks!

Snowflakes, skylarks, look at the sky!



C Listen and read along.  2.63

WHAT WERE THEY BEFORE?



The sky is cloudy, and it is snowing.
These are snowflakes.
What were they before?
They were water!



2




This is a skylark. It sometimes sings pretty songs.
What was it before?
It was an egg!




3



This is a snake. It is long and lives in trees.
What was it before?
It was an egg, too!



D Listen and circle.  2.64

- | | | |
|-----------------------------|------------------|-----------------|
| 1. Were snowflakes water? | a. Yes. | b. No. |
| 2. Can a skylark sing? | a. No, it can't. | b. Yes, it can. |
| 3. Where does a snake live? | a. in a tree | b. on a rock |



I can do this lesson.




Unit 8

My Home

Let's Talk



A Listen and say. 2.65




 2.66


I hope we find it!
Me, too!

B Watch the video.

C Practice the words. Ask and answer.  2.67



1. bedroom



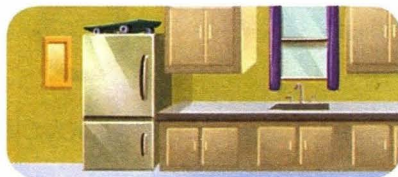
2. living room



3. bathroom



4. dining room



5. kitchen



6. garage




Where's the skateboard?
It's in the **bedroom**.

D Listen, point, and chant.  2.69 

Where's the Bed?

Where's the bed?
It's in the bedroom.
Is this the bedroom?
Yes, it is.



Where's the stove?
It's in the kitchen.
Is this the kitchen?
Yes, it is.



Where's the bathtub?
It's in the bathroom.
Is this the bathroom?
Yes, it is.



Where's the sofa?
It's in the living room.
Is this the living room?
Yes, it is.



I can do this lesson.

Let's Learn



A Learn the words. 2.70



1. a skateboard



2. a scooter




3. a unicycle



4. a sled



5. a snowboard



6. skis



7. in-line skates



8. ice skates

B Make sentences. 2.71

I can't find my skateboard.

It was in the garage yesterday.




2.72

I can't find my **skateboard**.
It was in the garage yesterday.

C Ask and answer.  2.73

Yesterday



Today



 2.74 

Where was the **snowboard**?
It was in the **living room**.

Where were the **skis**?
They were in the **bedroom**.

D Watch and sing.    2.75


Where's My Skateboard?

Skateboard, scooter,
In-line skates.
Skateboard, scooter,
In-line skates.



Where's my skateboard?
I can't find it.
It was in the living room yesterday.

Is it in the kitchen?
No, it isn't.
Is it in the bedroom?
No, it isn't.
Was it in the living room?
Yes, it was,
but it's not in the living room now!



I can do this lesson.

Let's Learn More



A Learn the words. 2.76



1. eat breakfast



2. do homework



3. watch TV



4. talk on the phone



5. play a video game



6. ride a bike

B Make sentences. 2.77

What did you do yesterday?



I ate breakfast.



What did you do yesterday?
I ate breakfast.

eat	→	ate	talk	→	talked
do	→	did	play	→	played
watch	→	watched	ride	→	rode

C Play a game. Ask your partner.  2.79

Did he **practice the piano**?

Yes, he did.


No, he didn't.

watch TV talk on the phone

eat breakfast do homework use a computer

take pictures take a nap practice the piano

play a video game ride a bike practice karate



D What about you?

What did you eat yesterday?

What did you do on Sunday?

Did you do homework this weekend?

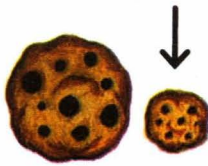


I can do this lesson.



A Listen, point, and say.  2.80

sm



small



smile

sc



scary



scooter

B Listen, point, and chant.  2.81 


I'm a Small Scooter


I'm a **small** scooter, not a big bike.

I love **small** scooters, not **scary** bikes.

I like **small** bunnies. Hop on, let's go!

Come on, little bunny, **smile**!




C Listen and read along.  2.82




1 Last Saturday Rob went to Ali's house. They played outside. They rode their scooters.



2 Last Saturday Monica and Lee ate lunch at the park. They ate big sandwiches and small scones.



3 Last Saturday Lynn and Hal played video games. They like scary games!

D Listen and circle.  2.83

1. Where did Rob go last Saturday?

a. to the zoo

b. to Ali's house

2. Were the scones big or small?

a. big

b. small

3. Did Lynn and Hal play a scary game?

a. Yes, they did.

b. No, they didn't.



I can do this lesson.

Let's Review



A Listen and check. 2.84

1.

A B C

2.

A B C

3.

A B C

4.

A B C





5.

A B C

6.

A B C

B Listen and number. 2.85

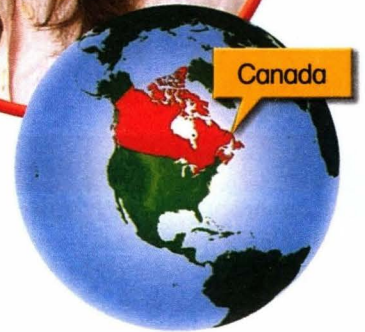


C Let's Read About



Melissa

2.86

My name is Melissa. I live in Canada.
My mother is a tour guide. She helps
tourists see our country. Sometimes I
help my mother. I like to help tourists, too.



tourists



CN Tower

What about you?

Do you help your mother and father?
Do you help tourists?

New Words

tour guide
tourists
country

D Your turn. Write a letter to Melissa.

Dear Melissa,

My name is _____. I live in _____.

My _____ is a _____.

_____ Sometimes I help, too.

Your friend,



Let's Go 3 Syllabus

Let's Remember

What time is it? I have a new game! These are my favorite cookies!
 It's 12:30. This is Kate's umbrella. It's a sunny day!
 She's my doctor. He's going to the park. See you later.

Let's Talk	Let's Learn	Let's Learn More	Let's Read
Unit 1 At School			
<p>Conversation: Oh, no! I don't have any potato chips! I think I have some. Can I have some? Sure. Help yourself! Thanks! Do you want some grapes? Yes, please.</p> <p>Snacks: popcorn, candy, peanuts, crackers, potato chips</p> <p>Song: No Popcorn</p>	<p>School Items: chalk, paint, tape, scissors, glue, paper, ribbon, string</p> <p>Language: What does he/she have? He/She has some chalk. He/She doesn't have any glue.</p> <p>Song: Sue Doesn't Have Any Glue</p>	<p>School Items: magnets, scissors, calculators, colored pencils, rubber bands, push pins, paint brushes, staplers</p> <p>Language: Does he/she have any magnets? Do they have any chalk?</p>	<p>Phonics</p> <p>Bb bl black, blue gl glass, glue pl plate, plant</p> <p>Phonics Chant: Big Black Butterfly</p> <p>Story: Sam's Plant</p>
Unit 2 Clothing			
<p>Conversation: Which hat do you like? I like the red one. I don't know. What about this one? Wow! I like that one! We want these hats, please!</p> <p>Patterns: striped, polka-dot, plaid, checked</p> <p>Chant: Red Plaid Hat</p>	<p>Clothing: a blouse, a skirt, a dress, a shirt, pants, shorts, shoes, socks</p> <p>Language: What's she wearing? She's wearing a dress. He's wearing a shirt. He's not wearing a skirt. They're wearing pants. They're not wearing shorts.</p> <p>Song: Cowboy Boots</p>	<p>Clothing: a T-shirt, a jacket, a sweater, a sweatshirt, jeans, pajamas, slippers, boots</p> <p>Language: Whose jacket is this? It's Scott's jacket. Whose jeans are these? They're Jenny's jeans. It's her jacket. They're her boots. Is his sweater green? Are her boots blue and white?</p>	<p>Phonics</p> <p>br brown, bread gr green, grapes pr pretty, prune</p> <p>Phonics Chant: Brown Bread for Breakfast</p> <p>Story: A New Shirt</p>
Let's Review Units 1 and 2			
Unit 3 Places			
<p>Conversation: Excuse me. Where's the nurse's office? It's next to the gym. Follow me. Here's the nurse's office. Thanks for your help. You're welcome.</p> <p>Rooms: music room, classroom, gym, art room, lunchroom, office, across from, between, next to</p> <p>Song: Where's the Classroom?</p>	<p>Places: clinic, repair shop, office, factory, store, bakery</p> <p>Language: Where's he going? He's going to the store. Are they going to the office?</p> <p>Chant: Where Are You Going?</p>	<p>Transportation: by car, by bike, on foot, by bus, by taxi, by train</p> <p>Language: How's he going to school? He's going by bus. Where's he going? He's going to the factory. How's he going there? He's going by bus.</p>	<p>Phonics</p> <p>cl class, clock fl flower, fly sl sleep, slow</p> <p>Phonics Chant: Watch the Clock</p> <p>Story: At the Same Time</p>
Unit 4 Occupations			
<p>Conversation: What does your father do? He's a pilot. My mother's an office worker. Oh. What does an office worker do? I'm not sure!</p> <p>Occupations: a pilot, a zookeeper, an astronomer, a baseball player</p> <p>Song: What Does Your Father Do?</p>	<p>Occupations: a veterinarian, a mechanic, a salesclerk, a factory worker, a photographer, a baker</p> <p>Language: What's his job? He's a mechanic. Is she a zookeeper?</p> <p>Song: Jack's a Mechanic</p>	<p>What People Do: help animals, fix cars, sell things, make things, take pictures, use a computer</p> <p>Language: What does a veterinarian do? A veterinarian helps animals. He works on a farm. He grows food. Is he a farmer?</p>	<p>Phonics</p> <p>cr crab, crocodile fr friends, frog</p> <p>Phonics Chant: My Best Friend</p> <p>Story: Amazing Animals</p>
Let's Review Units 3 and 4			



Let's Talk

Let's Learn

Let's Learn More

Let's Read

Unit 5 Activities

Conversation: Can you play tomorrow? Sorry, I can't. I'm busy on Saturday. What about Sunday? Can you play? Yes. I'm free. See you on Sunday!

Days of the Week: Sunday, Monday, Tuesday, Wednesday, Thursday, Friday, Saturday

Song: Busy, Busy, Busy

Classes: art class, English class, music class, math class, swimming class, computer class

Language: What do you do on Monday? I go to art class. What does she do on Monday? She goes to computer class.

Chant: What Do You Do on Monday?

Activities: play outside, take a nap, watch TV, go shopping, play video games, practice the piano

Language: What does he do on the weekend? He plays outside. Does he ride a bike on the weekend?

Phonics

dr draw, drum
tr train, tree

Phonics Chant:
Play the Drum

Story: Drums Every Day

Unit 6 What Time Is It?

Conversation: I'm hungry. Me, too. When do you eat dinner? At 5:30. What time is it now? It's 5:45. Oh, no! I'm late. Bye! See you tomorrow! I'm sorry I'm late. That's OK.

Time: three fifteen/a quarter after three, three thirty/half past three, three forty-five/a quarter to four, four o'clock

Song: Three Fifteen

Routines: always, usually, sometimes, never

Language: What do you do on the weekend? I always watch TV. What does he do on the weekend? He sometimes watches TV.

Chant: Ben Rides His Bike to School

Activities: play tennis, read e-mail, do gymnastics, study English, do homework, practice karate

Language: When does she play tennis? She usually plays tennis after school. Do you ride your bike after school?

Phonics

sw swim, swings
st student, study

Phonics Chant:
She Loves to Study

Story: Stacy's Day

Let's Review Units 5 and 6

Unit 7 Yesterday and Today

Conversation: Where were you yesterday? I was at the beach. How was it? It was fun! How was the weather? It was sunny and warm. How about you? We were at the zoo!

Places: at the zoo, at the store, at the beach

Song: Where Were You at Two?

Weather: sunny, rainy, cloudy, snowy, breezy, stormy, chilly, foggy

Language: It was sunny on Sunday. It's cloudy today. How was the weather on Sunday? It was cloudy. How's the weather today? It's snowy.

Song: How Was the Weather Yesterday?

Places: restaurant, movie theater, mall, amusement park, circus, hospital, library, airport

Language: Where were you yesterday? I was at the circus. Where was she at 1:00? She was at the restaurant. Where is she now? She's at home. Was he in the lunchroom at 12:00?

Phonics

sk sky, skylark
sn snowflake, snake

Phonics Chant:
Snowflakes and Skylarks

Story: What Were They Before?

Unit 8 My Home

Conversation: What are you doing? I'm looking for my skateboard. Where was it yesterday? It was in my bedroom! It's not here. I hope we find it! Me, too!

Places: bedroom, living room, bathroom, dining room, kitchen, garage

Chant: Where's the Bed?

Sports: a skateboard, a scooter, a unicycle, a sled, a snowboard, skis, in-line skates, ice skates

Language: I can't find my skateboard. It was in the garage yesterday. Where was the snowboard? It was in the living room. Where were the skis? They were in the bedroom.

Song: Where's My Skateboard?

Activities: eat breakfast, do homework, watch TV, talk on the phone, play a video game, ride a bike

Language: What did you do yesterday? I ate breakfast. Did he practice the piano?

Phonics

sm small, smile
sc scary, scooter

Phonics Chant:
I'm a Small Scooter

Story: Last Saturday

Let's Review Units 7 and 8

Word List

A	dining room 67	K	practice 44	sweater 16
a.m. 29	dinner 48	kitchen 67	practice karate 52	sweatshirt 16
across from 23	do gymnastics 52		practice the piano 44	swimmer 54
after 49	do homework 52	L	prune 18	swings 54
again 49	doing 29	last 73	push pins 8	
airport 62	draw 43	late 48		T
always 50	dress 14	learning 7	Q	T-shirt 16
amazing 37	drum 46	leaves 19	quarter 49	take a nap 44
amusement park 62		library 62	quick 10	take pictures 34
any 4	E	live 21		talked 70
art room 23	egg 65	living room 67	R	tape 6
astronomer 31	every day 39	loud 47	rainy 60	tea 19
ate 70	excuse me 22	loves 54	read e-mail 52	teach 35
		lunch 18	repair shop 24	tell 49
B	F	lunchroom 23	restaurant 62	thanks 4
baker 32	factory 24		ribbon 6	that 13
bakery 24	factory worker 32	M	ride a bike 70	them 64
baseball player 31	falling 64	magnets 8	rock 59	then 55
bathroom 67	farmer 35	make things 34	rode 70	they're 16
beach 39	fifteen 49	mall 62	rubber bands 8	think 4
beautiful 10	finished 19	math 42		thirty 49
bedroom 66	fix cars 34	me 48	S	this 12
between 23	flute 57	mechanic 32	salesclerk 32	three 25
blouse 14	foggy 60	Monday 41	sandwiches 73	Thursday 41
blue 7	follow 22	movie theater 62	Saturday 40	time 29
boots 16	forty-five 49	music room 23	scary 72	tomorrow 40
breakfast 18	free 40		scissors 6	tour guide 75
breezy 60	Friday 41	N	scones 73	tourists 75
brunch 18	fun 58	never 50	scooter 68	trees 37
bunnies 72		next to 22	sell things 34	Tuesday 41
bunny 72	G	nurse's office 22	shirt 14	twelve 21
bus 26	garage 66		shoes 14	
busy 40	glass 10	O	shorts 14	U
but 5	gloves 10	o'clock 49	skateboard 66	unicycle 68
butterfly 10	glue (noun) 6	office 24	skirt 14	use 21
by 26	go shopping 44	office worker 30	skis 68	usually 50
bye 48	going 24	on foot 26	sky 64	
	grapes 4	outside 47	skylark 64	V
C	great 39		sled 68	veterinarian 32
calculators 8	grows 35	P	slide 28	
candy 5	guitar 57	p.m. 29	slippers 16	W
carefully 46	gym 22	paint (noun) 6	slow 28	warm 58
chalk 6		paint brushes 8	small 21	was 58
checked 13	H	pajamas 16	smile 72	watch TV 70
chilly 60	half 49	pants 14	snake 64	watched 70
circus 62	happy 7	paper 6	snowboard 68	watches 44
class 21	has 6	past 49	snowflake 64	water 37
classroom 23	hat 12	peanuts 5	snowing 65	wearing 14
clinic 24	have 4	photographer 32	snowy 60	weather 61
cloudy 60	help 4	piano 43	socks 14	Wednesday 41
colored pencils 8	help animals 34	pick up 10	some 4	weekend 44
colors 19	here's 22	pilot 31	sometimes 50	were 58
come on 72	hooray 61	plaid 13	song 49	whales 39
computers 21	hope 66	plant 10	sorry 40	when 52
cook 53	hospital 62	plate 10	staplers 8	where's 22
country 75		play 40	store 24	which 12
cowboy boots 15	I	played 70	stormy 60	whose 16
crab 36	ice skates 68	play outside 44	string 6	works 35
crackers 5	in-line skates 68	play tennis 52	striped 13	wow 12
crocodile 36		play video games 44	strong 54	
	J	please 4	students 21	Y
D	jacket 16	polka-dot 13	study English 52	yesterday 58
day 33	January 39	pool 43	summer vacation 39	you're welcome 22
December 39	jeans 16	popcorn 5	Sunday 40	yourself 4
did 70	job 32	pot 11	sunny 58	
		potato chips 4	sure 4	Z
				zookeeper 31

Oxford University Press is the world's authority on the English language.

As part of the University of Oxford, we are committed to furthering English language learning worldwide.

We continuously bring together our experience, expertise and research to create resources such as this one, helping millions of learners of English to achieve their potential.



OXFORD
UNIVERSITY PRESS

www.oup.com/elt



Let's talk. Let's learn. Let's Go!

Energize your English classes with the trusted methodology of **LET'S GO**.

LET'S GO is full of fun, collaborative activities that get students talking in English from the very beginning.

- NEW** **Animated videos:** conversations, songs, and chants create excitement in class and motivate students to speak in English
- NEW** **Teacher's Resource Center:** Online Practice and an extensive online library of easy-to-access teaching resources help get the most out of each class
- NEW** **Can-do statements:** can-do statements with supporting activities allow students to measure their progress
- NEW** **Reading texts:** engaging texts build students' confidence in phonics and reading comprehension
- NEW** **Let's Begin series:** a two-level introductory course provides the perfect building blocks for learning English

Students

- **Student Book**
- **Workbook**
Online Practice
- **Online Play**
Student's Website

Teachers

- **Teacher's Pack**
Classroom Presentation Tool, Teacher's Guide, and Teacher's Resource Center
- **Class Audio CDs**
- **Teacher Cards**



ISBN 978-0-19-404948-1

